




Evolution Line TESTE ANGOLARI - ANGLE HEADS

2






MADE IN ITALY











INDICE - INDEX

ATC - AUTOMATIC

| | | | | | | | | | | |
|--|--|--|---|---|---|---|---|--|---|---|
|  NEW Light |  NEW Light |  NEW Light |  |  |  |  |  |  |  |  |
| FL90-7 | FL90-13 | FL90-16 | FS90-3 | FS90-3L | FS90-4 | FS90-4L | FS90-6 - 6L | F90-7 | F90-7L | F90-10 |
| 2.13 | 2.14 | 2.15 | 2.16 | 2.17 | 2.18 | 2.19 | 2.20 | 2.21 | 2.22 | 2.23 |
|  |  |  |  |  |  |  |  |  |  |  |
| F90-10L | F90-16S | F90-16 | F90-16L | F90-20 | F90-20S | F90-S40 | F90-7 10bar | F90-7L 10bar | F90-10 10bar | F90-10S 10bar |
| 2.24 | 2.25 | 2.27 | 2.28 | 2.29 | 2.26 | 2.30 | 2.31 | 2.32 | 2.33 | 2.34 |
|  |  |  |  |  |  |  |  |  |  |  |
| F90-16 10bar | F90-S40 70bar | FR90-10 70bar | FR90-16 70bar | FR90-20 70bar | FMU-10 | FMU-16 | FMU-20 | performances | 2 output int. coolant | multipoint flange |
| 2.35 | 2.36 | 2.37 | 2.38 | 2.39 | 2.40 | 2.41 | 2.42 | 2.44 / 45 | 2.46 | 2.47 |

MTC - MANUAL

| | | | | | | | | | | |
|---|---|---|---|---|---|---|---|--|--|--|
|  |  |  |  |  |  |  |  | | | |
| F90-16S | F90-16L | F90-20 | F90-20L | F90-S40 | performances | int. coolant | 2 output | | | |
| 2.50 | 2.51 | 2.52 | 2.53 | 2.54 | 2.55 | 2.56 | 2.56 | | | |

ACCESSORIES

| | | | | | | | | | | |
|---|---|---|---|---|---|---|---|--|---|---|
|  |  |  |  |  |  |  |  |  |  |  |
| ReCool nut | collets | nuts / wrenches | shanks | ring | pin group | stop block | ATC mounting | H pitch | flange | MTC mounting |
| 2.57 | 2.58 | 2.59 | 2.60 | 2.60 | 2.61 | 2.62 / 63 | 2.64 / 65 | 2.66 | 2.66 | 2.67 |

Linea Evolution Teste Angolari Modulari

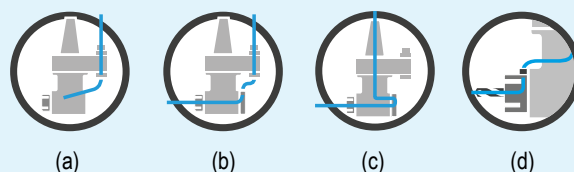
CONO INTERCAMBIABILE

Le teste angolari Gerardi della nuovissima Linea Evolution nascono da solide basi tecniche e dall'esperienza maturata in 40 anni trascorsi al fianco dei nostri clienti durante i quali abbiamo risolto i problemi più variegati cercando la soluzione migliore e garantendo sempre l'elevata qualità ed affidabilità dei nostri prodotti. 74 modelli di teste angolari standard, ideati, realizzati e distribuiti in oltre 50 paesi nel mondo dalla Gerardi S.p.A., corredati da una gamma di opzioni che ne completano le potenzialità applicative e prestazionali.



Caratteristiche tecniche principali:

- 1- Corpo in acciaio ad alta resistenza trattato per resistere alla corrosione e per garantire dilatazioni minime.
- 2- Modularità: **albero con cono intercambiabile (Doppio contatto cono-piano) e quindi possibilità di utilizzare la testa su più centri di lavoro anche con mandrini diversi. E' infatti possibile sostituire il gruppo antirotante ed il cono in entrata senza compromettere rigidità e precisione.**
- 3- Ciascun albero di trasmissione supportato da coppie di cuscinetti a contatto obliquo di precisione precaricati in classe di precisione ABEC 9 e lubrificati con grasso a vita.
- 4- Coppia conica di ingranaggi spirodali Gleason con evolvente rettificato ottimizzata per una maggior coppia disponibile
- 5- Oltre 40 modelli di teste disponibili.
- 6- Nuovissimi modelli di teste con Pesi ed Ingombri ridotti serie Slim in grado di entrare in diametri di 35mm.
- 7- Adduzione refrigerante tramite perno e pressurizzazione interna compresa nel prezzo (a)
- 8- Opzione adduzione refrigerante **attraverso l' utensile:**
 - 10 bar tramite distributore rotante (b)
 - 70 bar tramite mandrino macchina, rotazione a secco non possibile (c)
 - Ghiere speciali **ReCool** per ottenere il passaggio refrigerante tramite utensile anche su teste che non prevedono questa opzione. (d)
- 9- Design ottimizzato per una migliore dispersione del calore e tempi più lunghi di rotazione alle alte velocità.
- 10- Compatibilità con le teste da sempre installate (stop block identici).
- 11- 100% Made in Italy, le teste angolari Gerardi Evolution Line sono progettate ed interamente realizzate in Italia e sono coperte da 1 anno di garanzia. **Per Caratteristiche tecniche, prestazioni e dotazione standard, fare riferimento alle pagine successive.**



Serie ATC

da pag 2.12 a 2.47



Le teste ATC (Automatic Tool Change) sono ideali per le macchine di produzione a controllo numerico con cambio utensili automatico. Sono trasportabili automaticamente dal magazzino utensili al mandrino macchina e viceversa.

L'anello di orientamento e la flangia di indexaggio che supporta il perno di fermo, sono entrambi posizionabili su 360° per ottimizzare gli orientamenti angolari.

Sulle teste modello FMU, il supporto del mandrino portautensile ha possibilità di inclinarsi di $\pm 90^\circ$.

Se la testa non è in posizione di lavoro, un sistema di aggancio impedisce la rotazione del cono rispetto al corpo testa.

Serie MTC

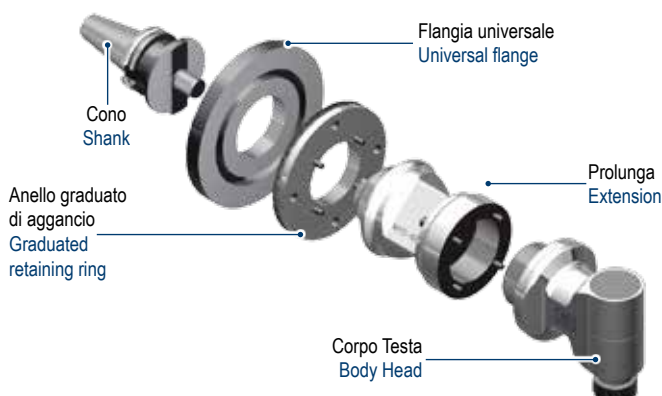
da pag 2.48 a 2.56



Linea di teste per le macchine non dotate di cambio utensili automatico.

Le teste MTC (Manual Tool Change) vanno montate manualmente e fissate al mandrino tramite flangiatura.

Sulle teste modello FMU, il supporto del mandrino portautensile ha la possibilità di inclinarsi e di posizionarsi di $\pm 90^\circ$.



Evolution Line Modular Angle Heads

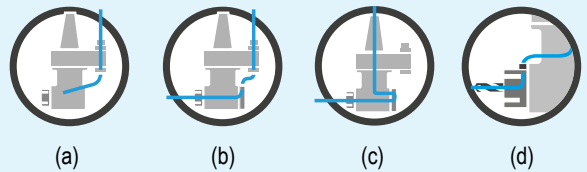
INTERCHANGEABLE SHANK

The new Evolution line of Gerardi angle heads has been designed from a technical base derived from 40 years experience of solving thousands of production problems, finding optimum solutions and always guaranteeing the highest product quality 74 standard angle head types are now offered, designed, built and distributed in more than 50 countries the world over by Gerardi S.p.A., and available with a range of options to complete their application and performance potentials.



Main Technical features:

- 1- Minimum thermal expansion and high corrosion resistant treated steel body
- 2- **Modularity: main shaft with interchangeable Drive Taper (Double contact) allows an EVOLUTION angle head to be used on other machining centres with different spindle types and sizes. It is also possible to exchange the anti-rotation (arrester) sub-assembly and the input drive taper with no effect on rigidity or accuracy.**
- 3- All spindles are supported by pairs of preloaded angular contact ball bearings with ABEC 9 precision and long life lubrication.
- 4- Gleason computer based calculations for the Gleason cut spiral bevel drive gears with ground teeth in order to guarantee a bigger torque
- 5- More than 0 angle head types available.
- 6- Among the new range of angle head types the slim series have reduced weights and overall dimensions. The Slim series are even able to enter a minimum Ø 35mm.
- 7- Up to 10 bar coolant through the pin included in the standard heads. (Fig.a)
- 8- Coolant feed through the **tool options**:
 - 10 bar through rotary distributor (Fig.b)
 - 70 bar through machine spindle, dry running allowed (Fig.c)
 - Special **ReCool** nuts to get the internal coolant through the tool even on angle heads that aren't fitted for this option. (Fig.d)
- 9- Designed for superior heat dissipation and for sustained periods of high speed operations
- 10- 100% compatibility with heads installed during the last 40 years (same anti-rotation/arrester pin and stop block dimensions)
- 11- GERARDI Evolution angle heads have been designed and are manufactured in Italy. They are covered by 1 year warranty.



For technical features, performances and standard equipment, please refer to the present catalogue.

ATC Series

da pag 2.12 a 2.47



ATC angle heads are ideal for CNC machines with automatic tool change and can be automatically transferred from the tool store to the machine spindle and vice-versa.

The orientation ring and arrester arm support ring are both 360° adjustable to allow the best angular orientation.

On FMU heads, the cutter spindle housing can be adjusted at ±90°.

If an ATC angle head is not placed into the machine spindle, a locking system prevents shank rotation relative to the head body.

MTC Series

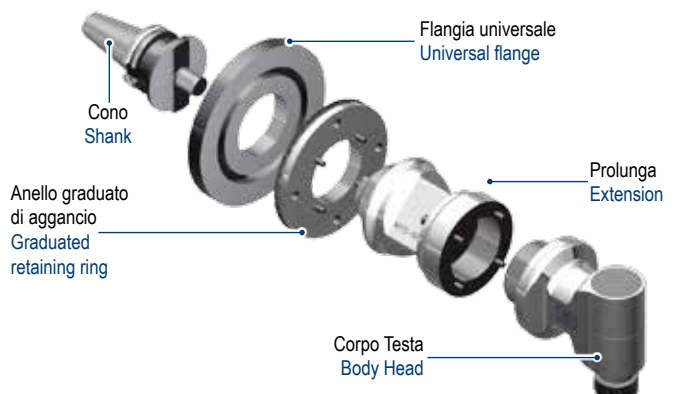
da pag 2.48 a 2.56



Linea di teste per le macchine non dotate di cambio utensili automatico.

Le teste MTC (Manual Tool Change) vanno montate manualmente e fissate al mandrino tramite flangiatura.

Sulle teste modello FMU, il supporto del mandrino portautensile ha la possibilità di inclinarsi e di posizionarsi di ±90°.



MODULARITÀ SENZA MODULARITY WITHOUT

2

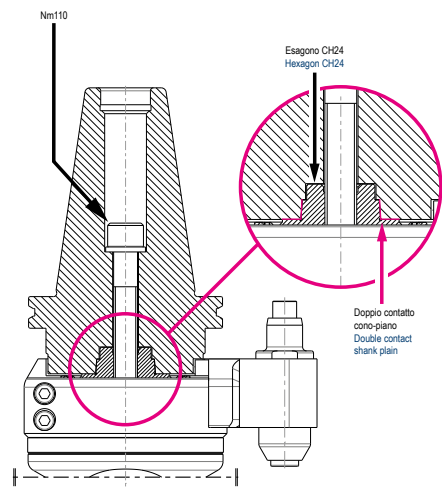
**UNA SOLA TESTA PER PIÙ CENTRI DI LAVORO
ONE HEAD FOR MANY MACHINES**

Coni intercambiabili per un utilizzo su più centri di lavoro!! Interchangeable drive tapers to suit any machine spindle!!




PERNO DI POSIZIONAMENTO
MODULARE INTERCambiabile A SCELTA
A CHOICE OF MODULAR
INTERCHANGEABLE ARRESTER PINS

**UN INVESTIMENTO CHE
SI RIPAGA VELOCEMENTE !!
QUICKEST RETURN ON YOUR
INVESTMENT !!**



IL DOPPIO CONTATTO CONO E PIANO ASSICURANO
RIGIDITÀ E PRECISIONE !!
THE UNIQUE GERARDI TAPER AND FACE LOCATION
ENSURE RIGIDITY AND ACCURACY !!

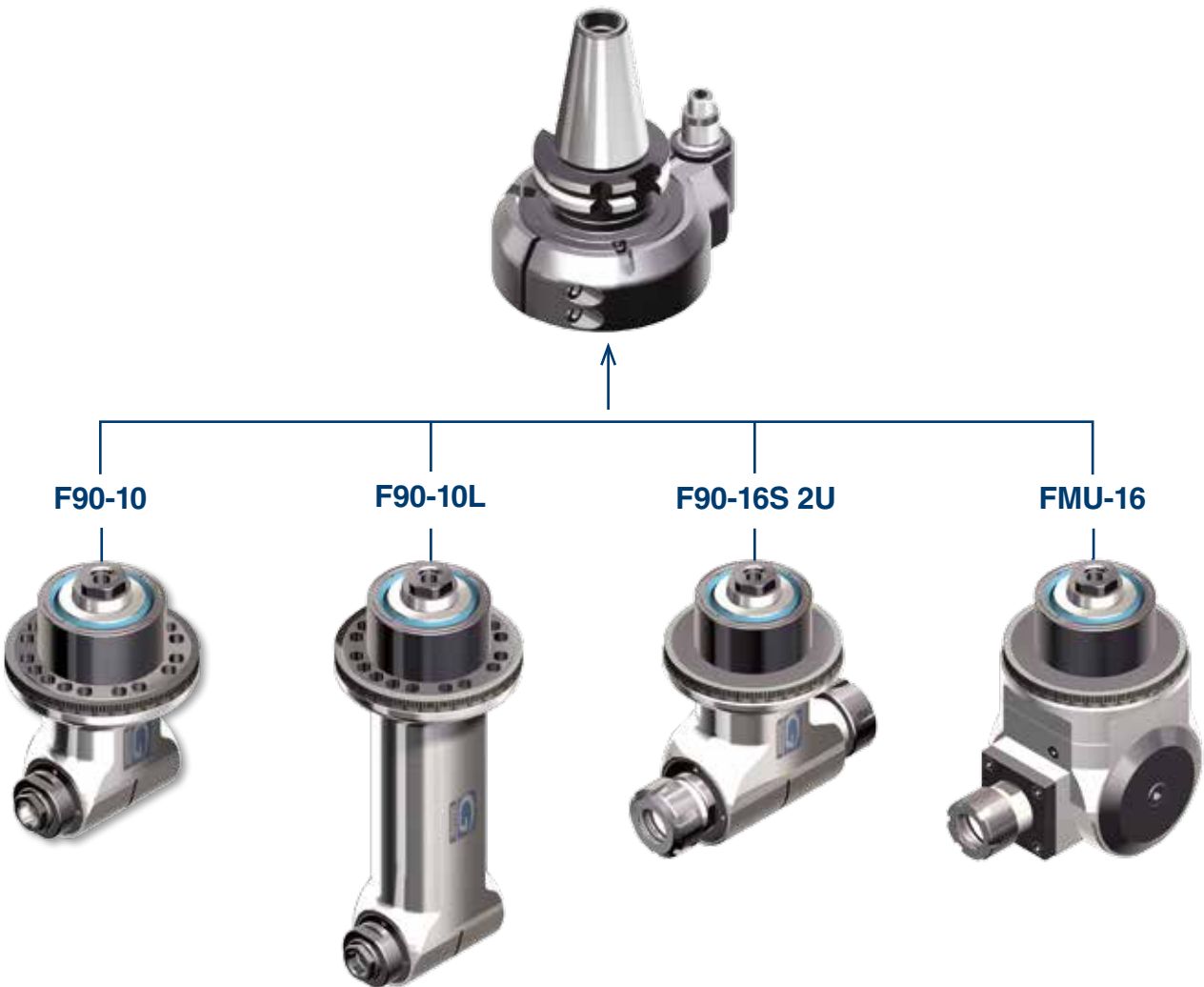


F90-10 / ATC ISO-40 / 65 HSK-63 STOP-BLOCK

COMPROMESSI COMPROMISES

UN SOLO CENTRO DI LAVORO CON PIÙ TESTE
THE SAME MACHINE WITH MANY HEADS

Lavorare nelle migliori condizioni risparmiando sui costi di acquisto !! A system to save costs !!



**UNA SOLUZIONE
APERTA PER IL LAVORO DI OGGI,
PENSANDO A QUELLO DI DOMANI !!
BE READY FOR TOMORROW
WITH THE HEAD YOU BUY TODAY !!**

NOVITÀ EVOLUTION LINE
EVOLUTION LINE NEWS

NEW!

2

-Nuovi modelli LIGHT
-New LIGHTS series

Pag. 2.12- 2.15



Teste con corpo in ALLUMINIO ideali per macchine di piccola taglia.
Angle heads with aluminum bodies ideal for small size machine tools!



-Testa Angolare FS90-06L
-FS90-06L Angle Heads

Pag. 2.20



Nuova testa angolare slim, per MICROLAVORAZIONI
New slim angle head for MICROMACHINING



-Testa Angolare F90-20S
-F90-20S Angle Heads

Pag. 2.26



Nuova testa angolare con DIAMETRO UTENSILE MAGGIORATO.
New angle head with DIAMETER TOOL INCREASED



-Flangia MULTIPOINT
-MULTIPOINT flange

Pag. 2.47



Nuova flangia con sistema MULTIPOINT.
New flange with MULTIPOINT system



-Ghiere ReCool
-ReCool Nuts

Pag. 2.57



Con queste ghiere speciali è possibile ottenere il passaggio refrigerante tramite utensile anche su teste che non prevedono questa opzione.
With these special nuts it is possible to get coolant through the tool even on angle heads which do not have this option.



ATC SERIES

CAMBIO UTENSILE AUTOMATICO - AUTOMATIC TOOL CHANGE

2

DESIGN

Il Design compatto, insieme alle specifiche descritte, consente: alte performances, elevate velocità, lunga durata degli utensili.

The Compact design, along with all mentioned specifications, allows: highest performances, high speeds, long tools life

Gruppo antirotante modulare
Modular antirotation group

Anello graduato
Graduated ring

USCITE - OUTPUTS:

- Portapinza ER (standard)
- Weldon
- Portafresa
- Speciale
- ER collet (standard)
- Weldon
- Shell mill holder
- Special

CUSCINETTI - BEARINGS

Cuscinetti a sfera a contatto obliquo in classe di precisione ABEC 9
Angular contact preloaded ball bearings of precision class ABEC 9

INGRANAGGI - GEARS

Ingranaggi Gleason con evolvente rettificato: massime performances e minori vibrazioni
Gleason ground spiral bevel gears maximum performances and minimum vibration

Albero cementato, temprato, rettificato

Case hardened and ground shank and shaft

Perno di riferimento con sbloccaggio automatico del porta utensile

Positioning pin with automatic release

Passaggio refrigerante 10BAR attraverso il perno
Standard 10BAR coolant through the pin

Corpo testa orientabile a 360° con pressurizzazione interna. In acciaio trattato, massima rigidità e resistenza alla corrosione. Minima dilatazione termica.

Treated steel head body with 360° position and internal air pressure, maximum rigidity and corrosion resistant. Minimum thermal expansion

Fascia lappata di precisione per un accurato allineamento
Precision/lapped surface for accurate alignment

STOP BLOCK

con bussola cementata e guarnizione

with case hardened bushing and gasket



Ciascun albero di trasmissione supportato da cuscinetti a contatto obliquo, che garantiscono rotazioni dell'albero-cono e dell'uscita portautensile entro 0,01 mm
Each transmission shaft is supported by slanting bearings that ensure the shaft with shank and the toolholder output rotations within 0,01mm.

ATC SERIES


CAMBIO UTENSILE AUTOMATICO - AUTOMATIC TOOL CHANGE

2




Serie SLIM - SLIM series

Ideali per Microlavorazioni in spazi ristretti
Ideal for Micromachining in narrow spaces



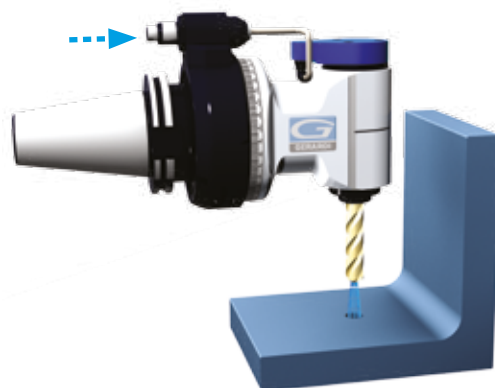
Serie F90 - F90 series

Ideali per Fresatura, foratura, Maschiatura a $\pm 90^\circ$
Ideal for milling, drilling, tapping at $\pm 90^\circ$



Serie F90L - F90L series

Serie lunga per lavorazioni in profondità
Long series for machining at deep positions




Serie F90 10BAR - F90 10BAR series

Con passaggio refrigerante dal perno, uscita utensile 10BAR
With coolant input from positioning Pin and output through the tool



Serie FR90 - FR90 series




Testa angolare disassata per lavorazioni in spazi ristretti con passaggio refrigerante dal cono, uscita utensile 70BAR
Offset series for machining in narrow spaces with coolant input directly from machine spindle and output through the tool at 70 BAR










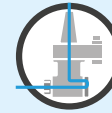






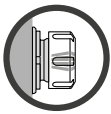
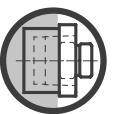

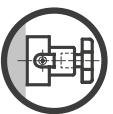



Serie FMU - FMU series

Uscita utensile ad angolo variabile $\pm 90^\circ$ per forature, maschiature e fresature inclinate
Adjustable output at $\pm 90^\circ$ for tilt drilling, milling and tapping

SIMBOLOGIA DATI TECNICI TECHNICAL DATA LOGOS

| | | | | | | | |
|---|---|---|---|---|--|---|---|
|  |  |  |  |  |  |  |  |
| Rapporto trasmissione Ratio | Numero di giri Revolution per minute Rpm | Carico assiale Axial load N | Coppia Torque Nm | Peso Weight Kg | Uscita Output Ø | Maschio Tapping M | Pinza Collet Ø |

INDICE OPZIONI OPTIONS INDEX

| | | | | | | | |
|-----------------------------------|---|---|--|---|---|---|---|
| OPZIONI OPTIONS |  |  |  |  |  | | |
| | Alta velocità High speed | Spina per posizionamento rapido Quick positioning pin | Interasse speciale Special pitch | Lunghezze speciali Special length | Flangia Multipoint Multipoint flange | | |
| PASSAGGIO REFRIGERANTE COOLANT |  |  |  |  |  | | |
| | Attraverso il perno Through the Pin 10bar (standard) | Perno » Distrib » Utensile Pin » Distributor » Tool 10bar | Cono » Distrib » Utensile Shank » Distributor » Tool 70bar | Distributore » Utensile Distributor » Tool 10bar | Distributore » Utensile Distributor » Tool ReCool NUT | | |
| |  |  |  |  | | | |
| | ROTAZ. a SECCO DRY RUNNING ✓ | ROTAZ. a SECCO DRY RUNNING ✓ | ROTAZ. a SECCO DRY RUNNING NO | ROTAZ. a SECCO DRY RUNNING NO | | | |
| USCITA OUTPUT |  |  |  |  |  |  |  |
| | Uscita ER ER output | Uscita HSK HSK output | Uscita ISO ISO output | Uscita portafresa Toolholder output | Uscita WELDON WELDON output | Uscita CAPTO CAPTO output | Doppia uscita Double output |

NUOVI MODELLI SERIE LIGHTS - NEW TYPES LIGHTS SERIES

Teste con corpo in alluminio ideali per macchine di piccola taglia - Angle heads with aluminum bodies ideal for small size machine tools!

NEW!



Serie LIGHT

da pag 2.13 a 2.15

Caratteristiche tecniche principali:

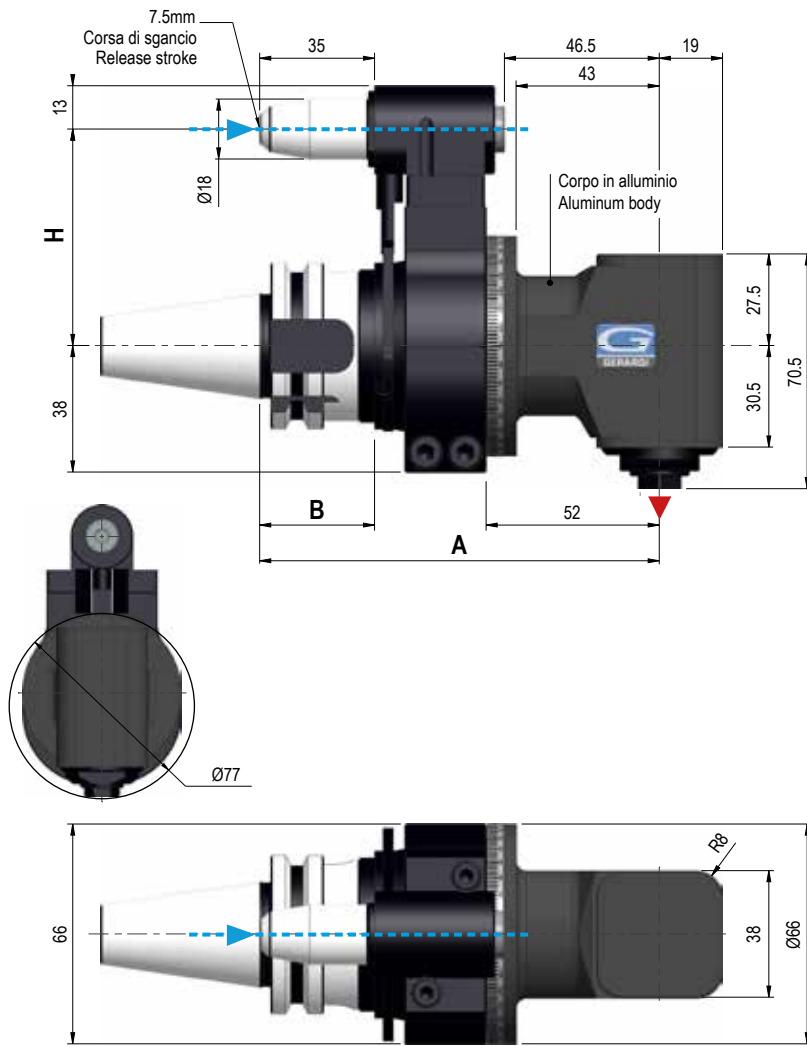
- Design ottimizzato per un miglior rapporto qualità prezzo.
- Corpo in alluminio.
- Riduzione significativa del peso.
- Perno di posizionamento conico.

LIGHT Series

from page 2.13 to 2.15

Main technical features

- Design studied for a best price-quality ratio.
- Aluminum body.
- Weight reduction.
- Conic positioning pin.



FL90-7

TYPE 1

CODE

9.FL9.07000



LIGHT SERIES
NEW!

REFR. DAL PERNO - COOLANT THROUGH PIN 10 BAR



Ratio
1:1



ISO/BT30
2,1 Kg
ISO/BT40
2,5 Kg



Rpm
8.000



Ø 7



N -



M 6



Nm 5



ER11
Ø1/7

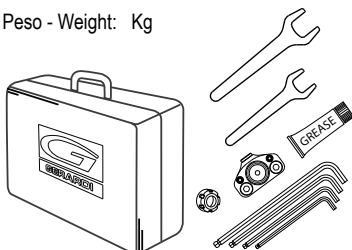
▼ Senso di rotazione contrario al mandrino
Direction of rotation opposite to machine spindle

SERIE LIGHT, PER LAVORAZIONI LEGGERE - LIGHT SERIES, FOR LIGHT MACHINING

| | SK DIN 69871 | | | CAT ANSI B5.50 | | | BT MAS 403 | | | HSK DIN 69893 | | | CAPTO ISO 26623 | | | KM | | | ISO DIN 2080 | |
|---------------------------------|-----------------|-----|----------|-------------------|----------|----------|---------------|----------|----------|------------------|----------|----------|--------------------|----------|----------|------------|------------|----------|-----------------|----|
| | 30 | 40 | 50 | 40 | 50 | 30 | 40 | 50 | 63 | 80 | 100 | C5 | C6 | C8 | 63 | 80 | 100 | 40 | 50 | |
| Grandezza - Size | 30 | 40 | 50 | 40 | 50 | 30 | 40 | 50 | 63 | 80 | 100 | C5 | C6 | C8 | 63 | 80 | 100 | 40 | 50 | |
| Prezzi Extra € Extra Price € | optional | std | optional | std | optional | optional | std | optional | optional | optional | optional | optional | optional | optional | optional | on request | on request | optional | optional | |
| Standard Ø18 | 65 / 80 | 80 | 65 / 80 | 80 | 65 / 80 | 80 | 65 / 80 | 80 | 65 / 80 | 80 | 65 / 80 | 80 | 65 / 80 | 80 | 65 / 80 | 80 | 65 / 80 | 80 | 65 / 80 | 80 |
| Optional 110 Extra Price € | - | - | - | - | - | - | - | - | - | - | - | - | - | - | - | - | - | - | - | - |
| H | 120 | | | 120 | | | 120 | | | 129 | | | - | | | - | | | - | |
| A | 35 | | | 35 | | | 35 | | | 44 | | | - | | | - | | | - | |
| B | 35 | | | 35 | | | 35 | | | 44 | | | - | | | - | | | - | |

DOTAZIONE STANDARD
STANDARD EQUIPMENT

Peso - Weight: Kg



OPZIONI - OPTIONS



PINZA
COLLET

ER25 - Ø1 / 16

optional



INTERASSE
PITCH

H=110mm

optional

FL90-13

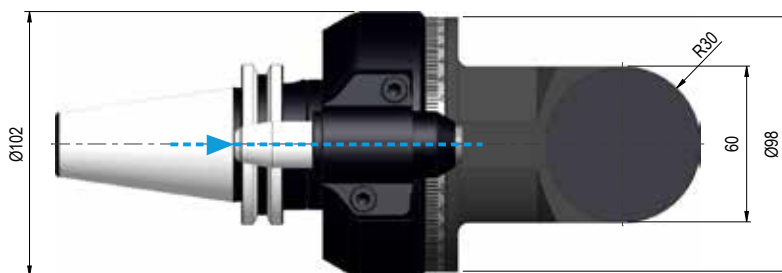
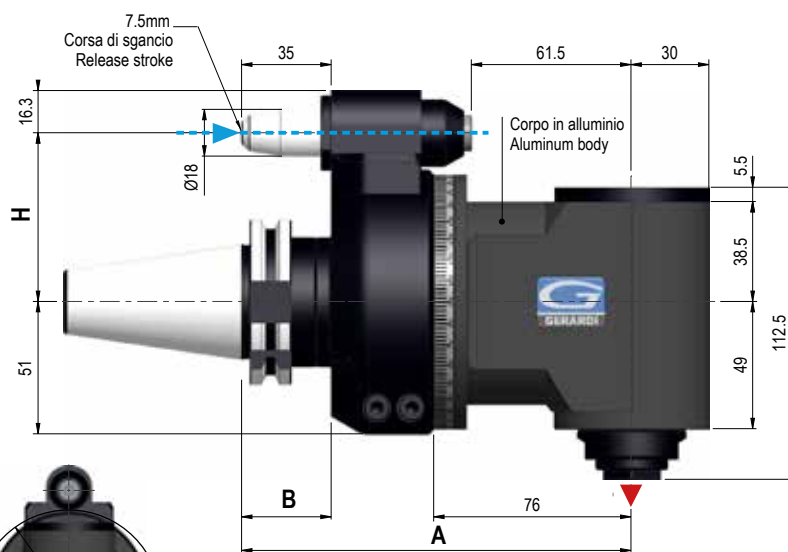
TYPE 1

CODE

9.FL9.13000



LIGHT SERIES
NEW!



REFR. DAL PERNO - COOLANT THROUGH PIN 10 BAR



Ratio
1:1



ISO/BT30
4,6 Kg
ISO/BT40
5 Kg
ISO/BT50
7,5 Kg



Rpm
6.000



Ø 13



N -



M 10



Nm 20



ER20
Ø1/13

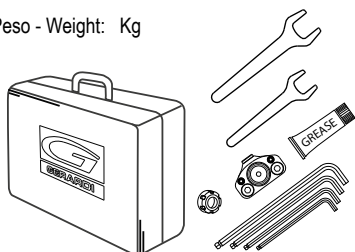
▼ Senso di rotazione contrario al mandrino
Direction of rotation opposite to machine spindle

IDEALI PER FORATURE, MASCHIATURE E LAMATURE - IDEAL TO PERFORM DRILLING, TAPPING AND REAMING OPERATIONS

| | SK DIN 69871 | | | CAT ANSI B5.50 | | | BT MAS 403 | | | HSK DIN 69893 | | | CAPTO ISO 26623 | | | KM | | | ISO DIN 2080 | |
|---------------------------------|-----------------|-----|----------|-------------------|----------|----------|---------------|----------|----------|------------------|----------|----------|--------------------|----------|----------|------------|------------|----------|-----------------|--|
| | 30 | 40 | 50 | 40 | 50 | 30 | 40 | 50 | 63 | 80 | 100 | C5 | C6 | C8 | 63 | 80 | 100 | 40 | 50 | |
| Grandezza - Size | optional | std | optional | std | optional | optional | std | optional | optional | optional | optional | optional | optional | optional | optional | on request | on request | optional | optional | |
| Prezzi Extra € Extra Price € | | | | | | | | | | | | | | | | | | | | |
| Standard H | Ø18 | | 80 | | 65 / 80 | | 80 | | 65 / 80 | | 80 | | 65/80 | | 80 | | 65 / 80 | | 80 | |
| Optional H | 110 | | - | | - | | - | | - | | - | | - | | - | | - | | - | |
| Extra Price € | | | | | | | | | | | | | | | | | | | | |
| A | 150 | | | 150 | | | 150 | | 158 | | 159 | | - | | | - | | | - | |
| B | 35 | | | 35 | | | 35 | | 43 | | 44 | | 46 | | - | | | - | | |

DOTAZIONE STANDARD
STANDARD EQUIPEMENT

Peso - Weight: Kg



OPZIONI - OPTIONS



PINZA
COLLET

ER20 - Ø1 / 13

optional



INTERASSE
PITCH

H=110mm

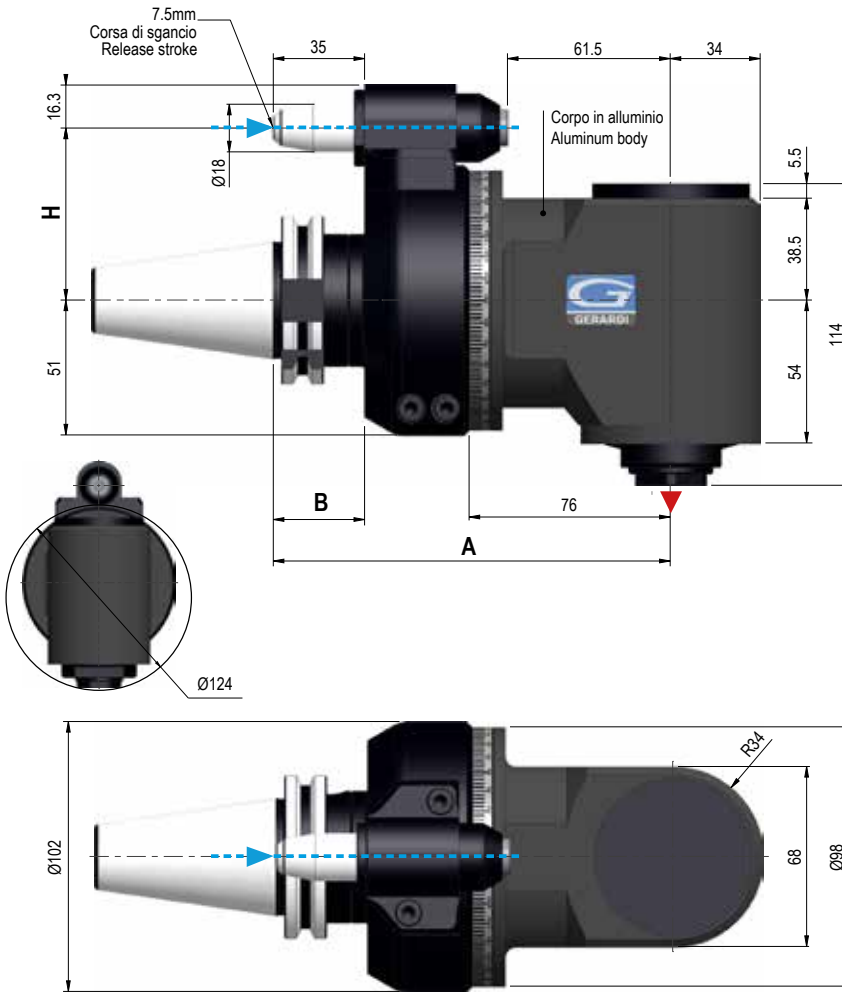
optional

FL90-16

TYPE 1

CODE

9.FL9.16000



REFR. DAL PERNO - COOLANT THROUGH PIN 10 BAR

| | |
|-----------|---|
| Ratio 1:1 | ISO/BT30 4,6 Kg ISO/BT40 5 Kg ISO/BT50 7,5 Kg |
| Rpm 4.000 | Ø 16 |
| N - | M 12 |
| Nm 26 | ER25 Ø1/16 |

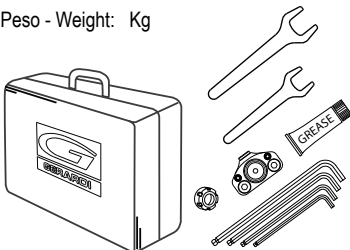
IDEALI PER FORATURE, MASCHIATURE E LAMATURE - IDEAL TO PERFORM DRILLING, TAPPING AND REAMING OPERATIONS

Senso di rotazione contrario al mandrino
Direction of rotation opposite to machine spindle

| Grandezza - Size | SK DIN 69871 | | | CAT ANSI B5.50 | | | BT MAS 403 | | | HSK DIN 69893 | | | CAPTO ISO 26623 | | | KM | | | ISO DIN 2080 | | |
|---------------------------------|-----------------|-----|----------|-------------------|----------|----------|---------------|----------|----------|------------------|----------|----------|--------------------|----------|----------|------------|------------|----------|-----------------|---|----|
| | 30 | 40 | 50 | 40 | 50 | 30 | 40 | 50 | 63 | 80 | 100 | C5 | C6 | C8 | 63 | 80 | 100 | 40 | 50 | | |
| Prezzi Extra € Extra Price € | optional | std | optional | std | optional | optional | std | optional | optional | optional | optional | optional | optional | optional | optional | on request | on request | optional | optional | | |
| Standard Ø18 | 65 / 80 | | 80 | 65 / 80 | | 80 | 65 / 80 | | 80 | 65 / 80 | | 80 | 65/80 | | | 80 | 65 / 80 | 80 | 65 / 80 | | 80 |
| Optional 110 Extra Price € | - | | - | - | | - | - | | - | - | | - | - | | | - | - | - | - | | - |
| A | 150 | | | 150 | | | 150 | | 158 | 159 | | - | | | - | | | - | | - | |
| B | 35 | | | 35 | | | 35 | | 43 | 44 | 46 | - | | | - | | | - | | - | |

DOTAZIONE STANDARD STANDARD EQUIPMENT

Peso - Weight: Kg



OPZIONI - OPTIONS



PINZA
COLLET

ER25 - Ø1 / 16

optional



INTERASSE
PITCH

H=110mm

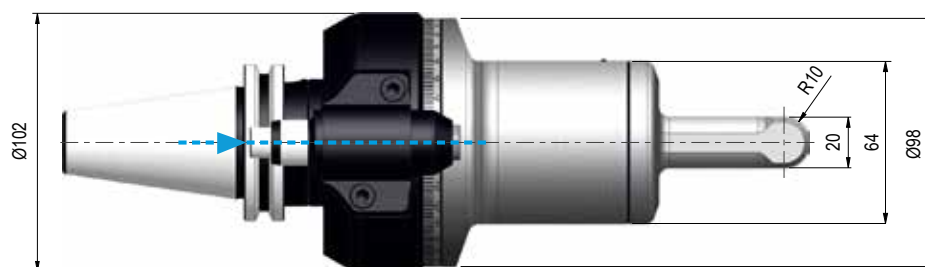
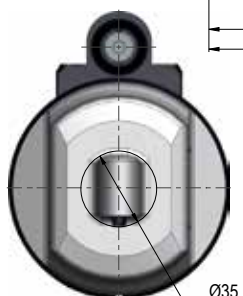
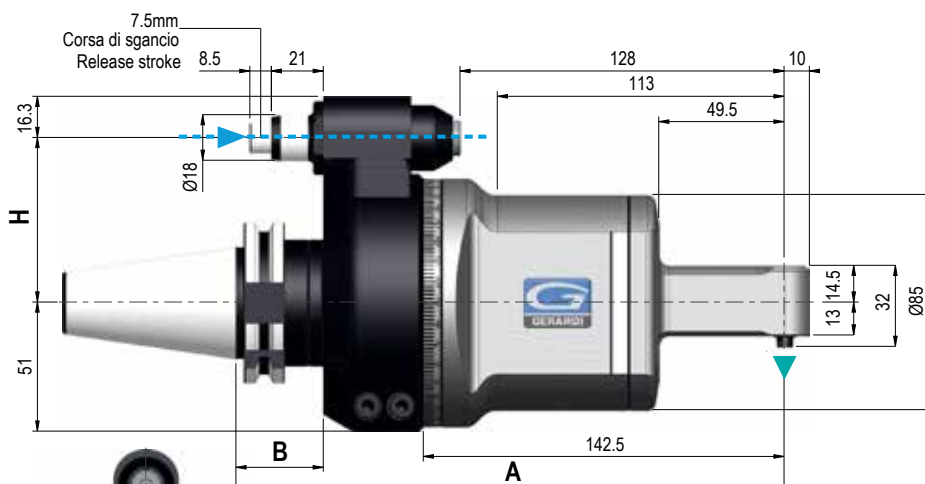
optional

FS90-3

TYPE 1

CODE

9.FS9.03000



REFR. DAL PERNO - COOLANT THROUGH PIN 10 BAR



Ratio
1:1



ISO/BT40
5,5 Kg
ISO/BT50
7,5 Kg



Rpm
8.000



Ø3



N 70



M3



Nm 2



6023E
Ø1/3

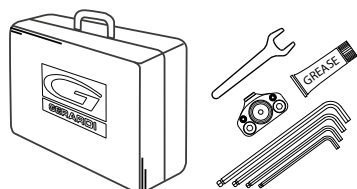
Senso di rotazione uguale al mandrino
Direction of rotation same as machine spindle

SERIE SLIM, PER MICROLAVORAZIONI - SLIM SERIES, FOR MICROMACHINING

| Grandezza - Size | SK DIN 69871 | | | CAT ANSI B5.50 | | BT MAS 403 | | HSK DIN 69893 | | | CAPTO ISO 26623 | | | KM | | | ISO DIN 2080 | | | | | |
|---------------------------------|-----------------|-----|----------|-------------------|----------|---------------|----------|------------------|----------|----------|--------------------|----------|----------|----------|------------|------------|-----------------|----------|-------|--|-------|--|
| | 30 | 40 | 50 | 40 | 50 | 40 | 50 | 63 | 80 | 100 | C5 | C6 | C8 | 63 | 80 | 100 | 40 | 50 | | | | |
| Prezzi Extra € Extra Price € | optional | std | optional | std | optional | std | optional | optional | optional | optional | optional | optional | optional | optional | on request | on request | optional | optional | | | | |
| H Standard Ø18 | 65 / 80 | | 80 | 65 / 80 | | 80 | 65 / 80 | | 80 | 65/80 | | | 80 | 65 / 80 | | 80 | 65 / 80 | | | | | |
| * H 110 Type 1-2 Ø18 | Ø18 | | Ø18 | Ø18 | | Ø18 | Ø18 | | Ø18 | Ø18 | | | Ø18 | Ø18 | | Ø18 | Ø18 | | | | | |
| H 110 Type 3 Ø28 | Ø18 | | Ø28 | Ø18 | | Ø18 | Ø28 | | Ø18 | Ø18 | | | Ø18 | Ø28 | | Ø18 | Ø28 | | | | | |
| A | 216,5 | | | 216,5 | | 216,5 | | 224,5 | | 225,5 | | | 220,5 | | | 216,5 | | | 186,5 | | 189,5 | |
| B | 35 | | | 35 | | 35 | | 43 | | 44 | | | 39 | | | - | | | 13 | | 16 | |

DOTAZIONE STANDARD STANDARD EQUIPMENT

Peso - Weight: Kg



OPZIONI - OPTIONS



DOPPIA USCITA
DOUBLE OUTPUT

NO



PINZA
COLLET

6023E

Page 2.58



INTERASSE
PITCH

H=110mm

optional

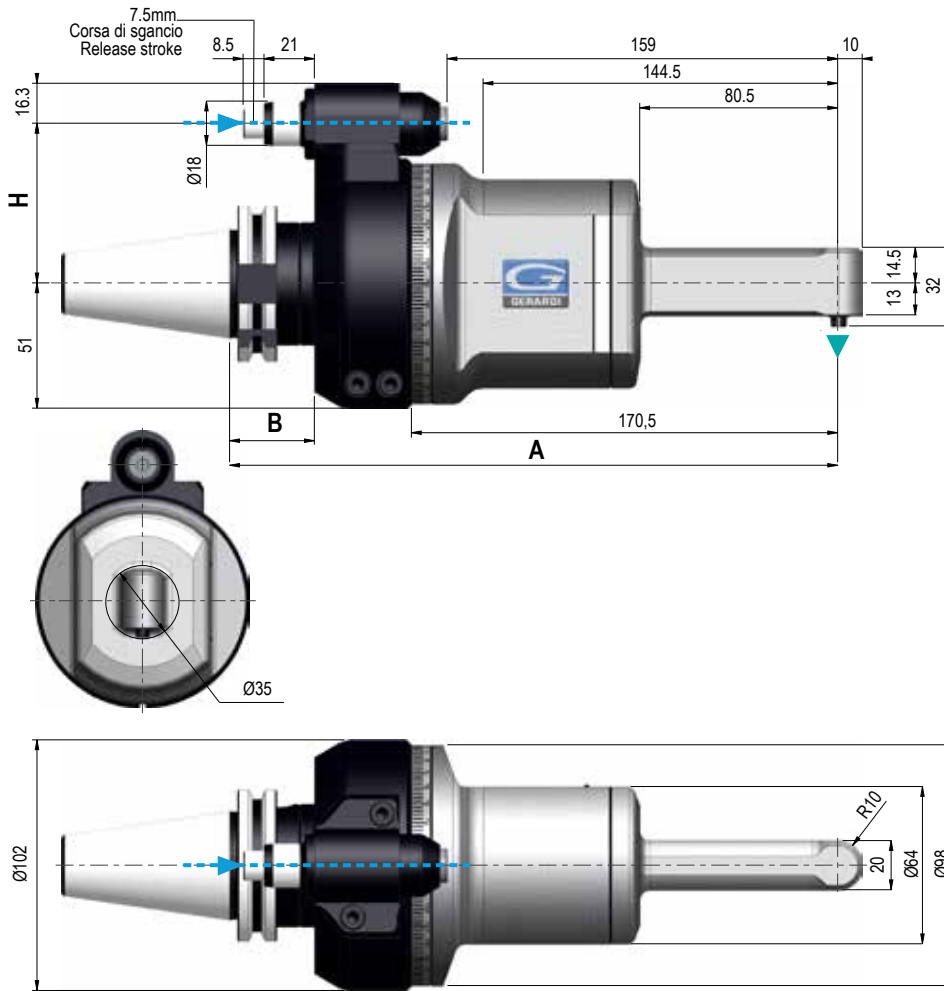
POSSIBILITÀ DI LUNGHEZZE DIFFERENTI CON STEP DA 50-80-100mm
 POSSIBILITY OF DIFFERENT LENGTH WITH 50-80-100 mm STEP

FS90-3L

TYPE 1

CODE

9.FS9.03L00



REFR. DAL PERNO - COOLANT THROUGH PIN 10 BAR



Ratio
1:1



ISO/BT40
6,4 Kg
ISO/BT50
8,6 Kg



Rpm
8.000



Ø3



N 70



M3



Nm 2



6023E
Ø1/3

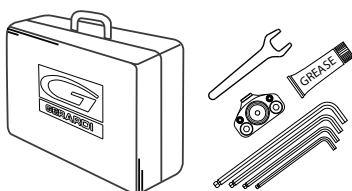
Senso di rotazione uguale al mandrino
 Direction of rotation same as machine spindle

SERIE SLIM, PER MICROLAVORAZIONI - SLIM SERIES, FOR MICROMACHINING

| Grandezza - Size | SK DIN 69871 | | | CAT ANSI B5.50 | | BT MAS 403 | | HSK DIN 69893 | | | CAPTO ISO 26623 | | | KM | | | ISO DIN 2080 | |
|---------------------------------|-----------------|-----|----------|-------------------|----------|---------------|----------|------------------|----------|----------|--------------------|----------|----------|----------|------------|------------|-----------------|----------|
| | 30 | 40 | 50 | 40 | 50 | 40 | 50 | 63 | 80 | 100 | C5 | C6 | C8 | 63 | 80 | 100 | 40 | 50 |
| Prezzi Extra € Extra Price € | optional | std | optional | std | optional | std | optional | optional | optional | optional | optional | optional | optional | optional | on request | on request | optional | optional |
| H | Standard | Ø18 | 65 / 80 | 80 | 65 / 80 | 80 | 65 / 80 | 80 | 65 / 80 | 80 | 65/80 | 80 | 65 / 80 | 80 | 65 / 80 | 80 | 65 / 80 | 80 |
| H | 110 Type 1-2 | Ø18 | Ø18 | Ø18 | Ø18 | Ø18 | Ø18 | Ø18 | Ø18 | Ø18 | Ø18 | Ø18 | Ø18 | Ø18 | Ø18 | Ø18 | Ø18 | Ø18 |
| H | 110 Type 3 | Ø28 | Ø18 | Ø28 | Ø18 | Ø28 | Ø18 | Ø28 | Ø18 | Ø28 | Ø18 | Ø28 | Ø18 | Ø28 | Ø18 | Ø28 | Ø18 | Ø28 |
| A | | | 247,5 | | 247,5 | | 247,5 | 255,5 | | 256,5 | | 251,5 | | 247,5 | | 217,5 | 220,5 | |
| B | | | 35 | | 35 | | 35 | 43 | 44 | 46 | | 39 | | - | | 13 | 16 | |

DOTAZIONE STANDARD
 STANDARD EQUIPMENT

Peso - Weight: Kg



OPZIONI - OPTIONS



DOPPIA USCITA
 DOUBLE OUTPUT

NO



PINZA
 COLLET

6023E

Page 2.58



INTERASSE
 PITCH

H=110mm

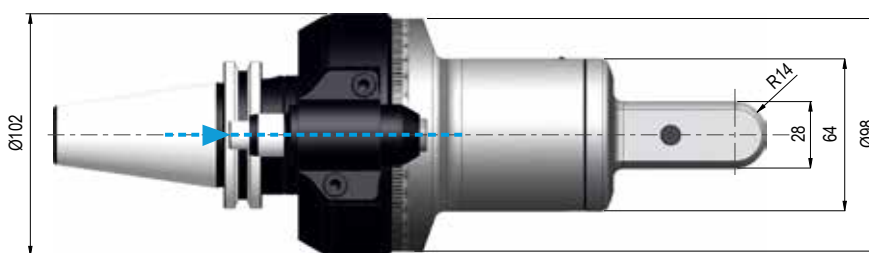
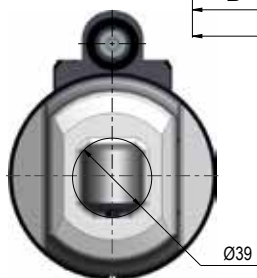
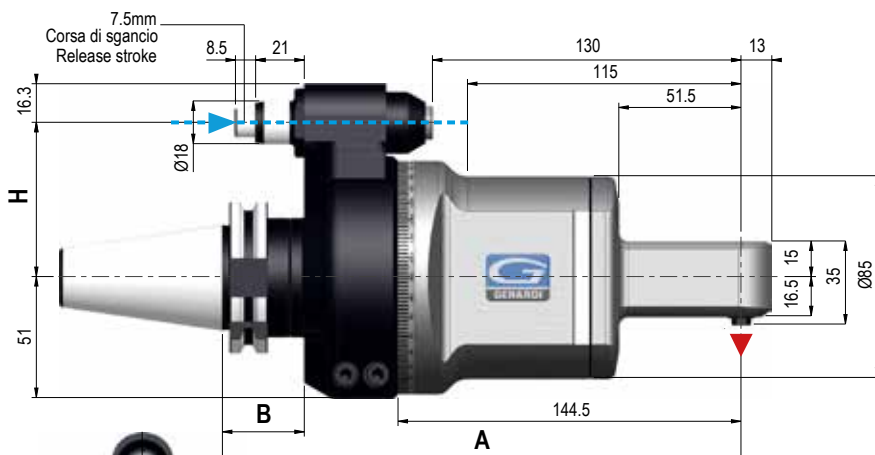
optional

FS90-4

TYPE 1

CODE

9.FS9.04000



REFR. DAL PERNO - COOLANT THROUGH PIN 10 BAR



Ratio
1:1



ISO/BT40
5,5 Kg
ISO/BT50
7,5 Kg



Rpm
8.000



Ø4



N 120



M3



Nm 3,5



600E
Ø1/4

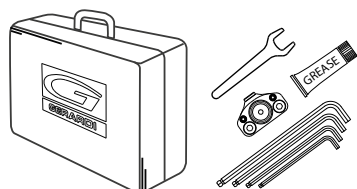
Senso di rotazione contrario al mandrino
Direction of rotation opposite to machine spindle

SERIE SLIM, PER MICROLAVORAZIONI - SLIM SERIES, FOR MICROMACHINING

| | SK DIN 69871 | | | CAT ANSI B5.50 | | BT MAS 403 | | HSK DIN 69893 | | | CAPTO ISO 26623 | | | KM | | | ISO DIN 2080 | | | |
|---------------------------------|-----------------|-----|----------|-------------------|----------|---------------|----------|------------------|----------|----------|--------------------|----------|----------|----------|------------|------------|-----------------|----------|--|-------|
| | 30 | 40 | 50 | 40 | 50 | 40 | 50 | 63 | 80 | 100 | C5 | C6 | C8 | 63 | 80 | 100 | 40 | 50 | | |
| Grandezza - Size | optional | std | optional | std | optional | std | optional | optional | optional | optional | optional | optional | optional | optional | on request | on request | optional | optional | | |
| Prezzi Extra € Extra Price € | | | | | | | | | | | | | | | | | | | | |
| H | 65 / 80 | | 80 | 65 / 80 | | 80 | 65 / 80 | | | 80 | 65/80 | | | 80 | 65 / 80 | | | 80 | | |
| * H | Ø18 | | Ø18 | Ø18 | | Ø18 | Ø18 | | | Ø18 | Ø18 | | | Ø18 | Ø18 | | | Ø18 | | |
| H | Ø18 | | Ø28 | Ø18 | | Ø28 | Ø18 | | | Ø28 | Ø18 | | | Ø28 | Ø18 | | | Ø28 | | |
| A | 218,5 | | | 218,5 | | 218,5 | | 226,5 | | 227,5 | | 225,5 | | | 218,5 | | | 188,5 | | 191,5 |
| B | 35 | | | 35 | | 35 | | 43 | | 44 | | 39 | | | - | | | 13 | | 16 |

**DOTAZIONE STANDARD
STANDARD EQUIPMENT**

Peso - Weight: Kg



OPZIONI - OPTIONS



DOPPIA USCITA
DOUBLE OUTPUT

NO



PINZA
COLLET

600E

Page 2.58



INTERASSE
PITCH

H=110mm

optional

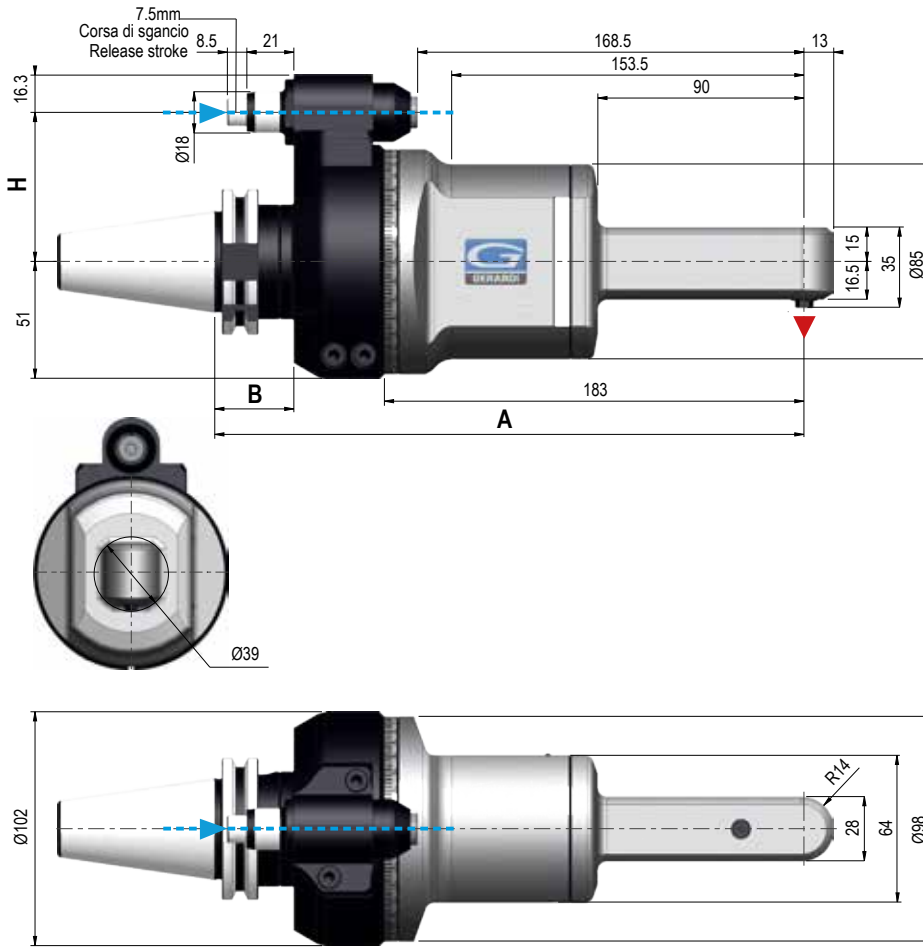
POSSIBILITÀ DI LUNGHEZZE DIFFERENTI CON STEP DA 50-80-100mm
 POSSIBILITY OF DIFFERENT LENGTH WITH 50-80-100 mm STEP

FS90-4L

TYPE 1

CODE

9.FS9.04L00



REFR. DAL PERNO - COOLANT THROUGH PIN 10 BAR

- Ratio 1:1
- ISO/BT40 6.8 Kg
ISO/BT50 9 Kg
- Rpm 8.000
- Ø4
- N 120
- M3
- Nm 3,5
- 600E Ø1/4

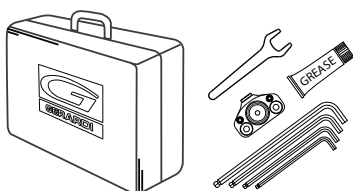
Senso di rotazione contrario al mandrino
 Direction of rotation opposite to machine spindle

SERIE SLIM, PER MICROLAVORAZIONI - SLIM SERIES, FOR MICROMACHINING

| Grandezza - Size | SK DIN 69871 | | | CAT ANSI B5.50 | | BT MAS 403 | | HSK DIN 69893 | | | CAPTO ISO 26623 | | | KM | | | ISO DIN 2080 | |
|---------------------------------|-----------------|-----|----------|-------------------|----------|---------------|----------|------------------|----------|----------|--------------------|----------|----------|----------|------------|------------|-----------------|----------|
| | 30 | 40 | 50 | 40 | 50 | 40 | 50 | 63 | 80 | 100 | C5 | C6 | C8 | 63 | 80 | 100 | 40 | 50 |
| Prezzi Extra € Extra Price € | optional | std | optional | std | optional | std | optional | optional | optional | optional | optional | optional | optional | optional | on request | on request | optional | optional |
| H | Standard | Ø18 | 65 / 80 | 80 | 65 / 80 | 80 | 65 / 80 | 80 | 65 / 80 | 80 | 65/80 | 80 | 65 / 80 | 80 | 65 / 80 | 80 | 65 / 80 | 80 |
| H | 110 Type 1-2 | Ø18 | Ø18 | Ø18 | Ø18 | Ø18 | Ø18 | Ø18 | Ø18 | Ø18 | Ø18 | Ø18 | Ø18 | Ø18 | Ø18 | Ø18 | Ø18 | Ø18 |
| H | 110 Type 3 | Ø28 | Ø18 | Ø28 | Ø18 | Ø28 | Ø18 | Ø28 | Ø18 | Ø28 | Ø18 | Ø28 | Ø18 | Ø28 | Ø18 | Ø28 | Ø18 | Ø28 |
| A | | | 257 | | 257 | | 257 | 265 | | 266 | | 261 | | 257 | | 227 | | 230 |
| B | | | 35 | | 35 | | 35 | 43 | 44 | 46 | | 39 | | - | | 13 | | 16 |

DOTAZIONE STANDARD STANDARD EQUIPEMENT

Peso - Weight: MAX Kg. 11,3



OPZIONI - OPTIONS



DOPPIA USCITA
DOUBLE OUTPUT

NO



PINZA
COLLET

600E

Page 2.58



INTERASSE
PITCH

H=110mm

optional

FS90-6L

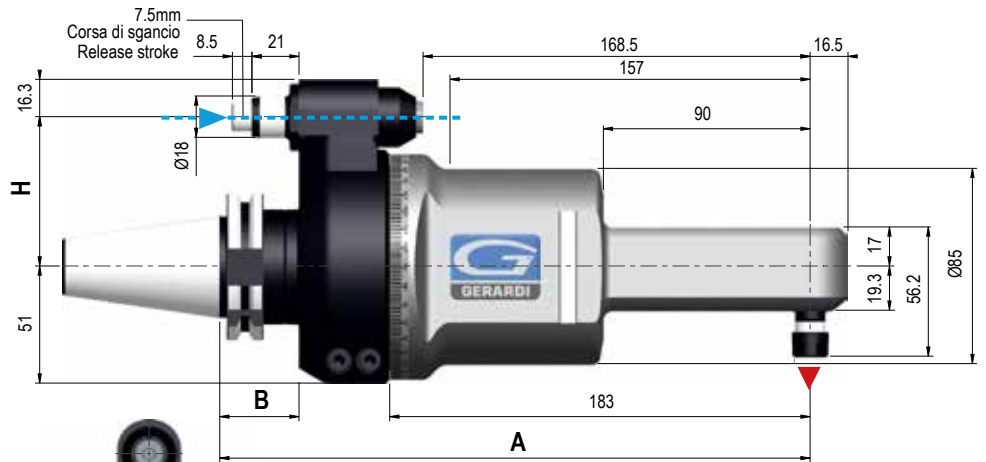
TYPE 1

CODE

9.FS9.06L00



POSSIBILITÀ DI LUNGHEZZE DIFFERENTI CON STEP DA 50-80-100mm
 POSSIBILITY OF DIFFERENT LENGTH WITH 50-80-100 mm STEP



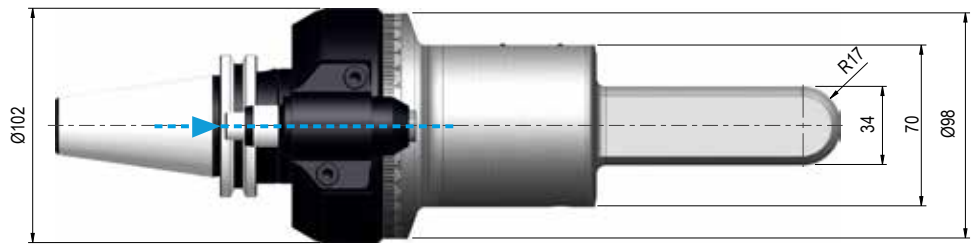
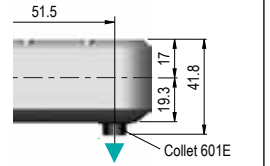
DISPONIBILE - AVAILABLE

FS90-6

TYPE 1

CODE

9.FS9.06000



REFR. DAL PERNO - COOLANT THROUGH PIN 10 BAR



Ratio
1:1



ISO/BT40
6 Kg

ISO/BT50
8,3 Kg



Rpm
8.000



Ø7



N -



M6



Nm 4



ER11
Ø17

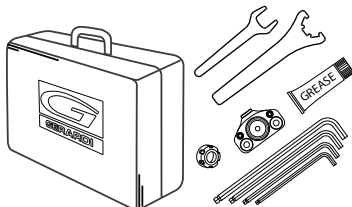
▼ Senso di rotazione contrario al mandrino
 Direction of rotation opposite to machine spindle

SERIE SLIM, PER MICROLAVORAZIONI - SLIM SERIES, FOR MICROMACHINING

| Grandezza - Size | SK DIN 69871 | | | CAT ANSI B5.50 | | BT MAS 403 | | HSK DIN 69893 | | | CAPTO ISO 26623 | | | KM | | | ISO DIN 2080 | | | |
|---------------------------------|-----------------|-----|----------|-------------------|----------|---------------|----------|------------------|----------|----------|--------------------|----------|----------|----------|------------|------------|-----------------|----------|-----|-----|
| | 30 | 40 | 50 | 40 | 50 | 40 | 50 | 63 | 80 | 100 | C5 | C6 | C8 | 63 | 80 | 100 | 40 | 50 | | |
| Prezzi Extra € Extra Price € | optional | std | optional | std | optional | std | optional | optional | optional | optional | optional | optional | optional | optional | on request | on request | optional | optional | | |
| H Standard Ø18 | 65 / 80 | | 80 | 65 / 80 | | 80 | 65 / 80 | | 80 | 65 | 80 | | 65 | 80 | | 65 | 80 | 65 | 80 | |
| * H 110 Type 1-2 Ø18 | Ø18 | | Ø18 | Ø18 | | Ø18 | Ø18 | | Ø18 | Ø18 | | Ø18 | | Ø18 | Ø18 | | Ø18 | Ø18 | Ø18 | |
| H 110 Type 3 Ø28 | Ø18 | | Ø28 | Ø18 | | Ø18 | Ø28 | | Ø18 | Ø28 | | Ø18 | | Ø18 | Ø28 | | Ø18 | Ø28 | Ø18 | Ø28 |
| A | 257 | | | 257 | | 257 | 265 | | 266 | | | 261 | | | 257 | | | 227 | 230 | |
| B | 35 | | | 35 | | 35 | 43 | | 44 | 46 | | | - | | | - | | | 13 | 16 |

DOTAZIONE STANDARD STANDARD EQUIPMENT

Peso - Weight: Kg



OPZIONI - OPTIONS



DOPPIA USCITA
DOUBLE OUTPUT

NO



USCITA
OUTPUT

ER11 - Ø1/7
optional



WELDON
COLLET

Weldon Ø6
optional



PINZA
COLLET

ER11 - Ø1/7
optional



INTERASSE
PITCH

601E - Ø1/6
optional

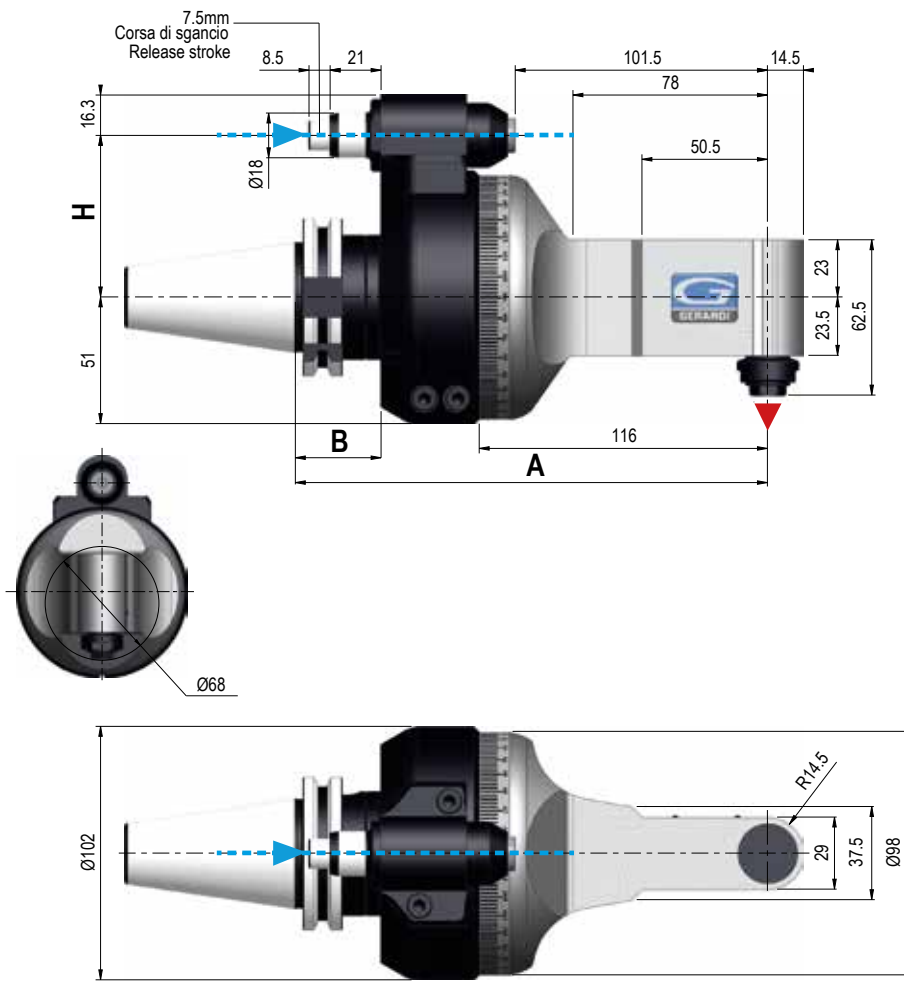
Page 2.58

F90-7

TYPE 1

CODE

9.F90.07000



REFR. DAL PERNO - COOLANT THROUGH PIN 10 BAR

- Ratio 1:1
- ISO/BT40 5 Kg
- ISO/BT50 7 Kg
- Rpm 10.000
- Ø7
- N 127
- M6
- Nm 6
- ER11 Ø1/7

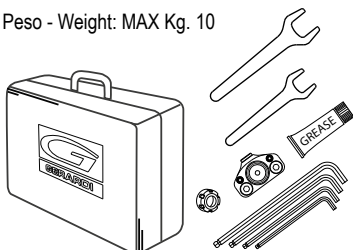
Senso di rotazione contrario al mandrino
Direction of rotation opposite to machine spindle

ALTA VELOCITÀ INCLUSA 10.000 Rpm - HIGH SPEED INCLUDED 10.000 Rpm

| Grandezza - Size | SK DIN 69871 | | | CAT ANSI B5.50 | | BT MAS 403 | | HSK DIN 69893 | | | CAPTO ISO 26623 | | | KM | | | ISO DIN 2080 | |
|---------------------------------|-----------------|-----|----------|-------------------|----------|---------------|----------|------------------|----------|----------|--------------------|----------|----------|----------|------------|------------|-----------------|----------|
| | 30 | 40 | 50 | 40 | 50 | 40 | 50 | 63 | 80 | 100 | C5 | C6 | C8 | 63 | 80 | 100 | 40 | 50 |
| Prezzi Extra € Extra Price € | optional | std | optional | std | optional | std | optional | optional | optional | optional | optional | optional | optional | optional | on request | on request | optional | optional |
| H | Standard | Ø18 | 65 / 80 | 80 | 65 / 80 | 80 | 65 / 80 | 80 | 65 / 80 | 80 | 65/80 | 80 | 65 / 80 | 80 | 65 / 80 | 80 | 65 / 80 | 80 |
| H | 110 Type 1-2 | Ø18 | Ø18 | Ø18 | Ø18 | Ø18 | Ø18 | Ø18 | Ø18 | Ø18 | Ø18 | Ø18 | Ø18 | Ø18 | Ø18 | Ø18 | Ø18 | Ø18 |
| H | 110 Type 3 | Ø28 | | | | | | | | | | | | | | | | |
| A | | | 190 | | 190 | | 190 | 198 | | 199 | | 194 | | 190 | | | 160 | 163 |
| B | | | 35 | | 35 | | 35 | 43 | 44 | 46 | | 39 | | 34,5 | - | - | 13 | 16 |

DOTAZIONE STANDARD STANDARD EQUIPMENT

Peso - Weight: MAX Kg. 10



OPZIONI - OPTIONS


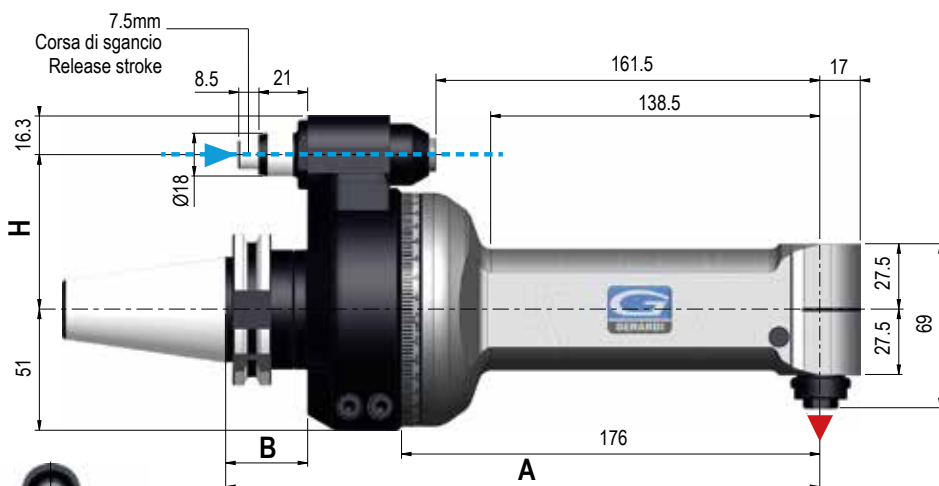
| | | | |
|------------------|--------------------------------|-----------------|--------------------|
| | | | |
| USCITA OUTPUT | DOPPIA USCITA DOUBLE OUTPUT | PINZA COLLET | INTERASSE PITCH |
| Weldon Ø6/10 | ER11 - ER11 | Ø1 / 7 | H=110mm |
| optional | optional | optional | optional |

F90-7L

TYPE 1

CODE

9.F90.07L00



REFR. DAL PERNO - COOLANT THROUGH PIN 10 BAR



Ratio
1:1



ISO/BT40
6,3 Kg
ISO/BT50
8,5 Kg



Rpm
10.000



Ø7



N 180



M6



Nm 6



ER11
Ø17

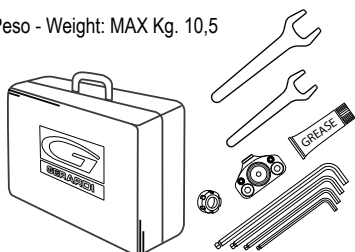
▼ Senso di rotazione contrario al mandrino
Direction of rotation opposite to machine spindle

ALTA VELOCITÀ INCLUSA 10.000 Rpm - HIGH SPEED INCLUDED 10.000 Rpm

| | SK DIN 69871 | | | CAT ANSI B5.50 | | BT MAS 403 | | HSK DIN 69893 | | | CAPTO ISO 26623 | | | KM | | | ISO DIN 2080 | | | | | |
|---------------------------------|-----------------|-----|----------|-------------------|----------|---------------|----------|------------------|----------|----------|--------------------|----------|----------|----------|------------|------------|-----------------|----------|-----|--|-----|--|
| | 30 | 40 | 50 | 40 | 50 | 40 | 50 | 63 | 80 | 100 | C5 | C6 | C8 | 63 | 80 | 100 | 40 | 50 | | | | |
| Grandezza - Size | optional | std | optional | std | optional | std | optional | optional | optional | optional | optional | optional | optional | optional | on request | on request | optional | optional | | | | |
| Prezzi Extra € Extra Price € | | | | | | | | | | | | | | | | | | | | | | |
| H | 65 / 80 | 80 | 65 / 80 | 80 | 65 / 80 | 80 | 65 / 80 | 80 | 65 / 80 | 80 | 65/80 | 80 | 65 / 80 | 80 | 65 / 80 | 80 | 65 / 80 | 80 | | | | |
| * H | Ø18 | Ø18 | Ø18 | Ø18 | Ø18 | Ø18 | Ø18 | Ø18 | Ø18 | Ø18 | Ø18 | Ø18 | Ø18 | Ø18 | Ø18 | Ø18 | Ø18 | Ø18 | | | | |
| H | Ø18 | Ø28 | Ø18 | Ø28 | Ø18 | Ø28 | Ø18 | Ø28 | Ø18 | Ø28 | Ø18 | Ø28 | Ø18 | Ø28 | Ø18 | Ø28 | Ø18 | Ø28 | | | | |
| A | 250 | | | 250 | | 250 | | 258 | | 259 | | | 254 | | | 250 | | | 220 | | 223 | |
| B | 35 | | | 35 | | 35 | | 43 | | 44 | | | 39 | | | - | | | 13 | | 16 | |

**DOTAZIONE STANDARD
STANDARD EQUIPEMENT**

Peso - Weight: MAX Kg. 10,5



OPZIONI - OPTIONS



USCITA
OUTPUT
Weldon Ø6/10

optional



DOPPIA USCITA
DOUBLE OUTPUT
ER11 - ER11

optional



PINZA
COLLET
ER11 - Ø1 / 7

optional



INTERASSE
PITCH
H=110mm


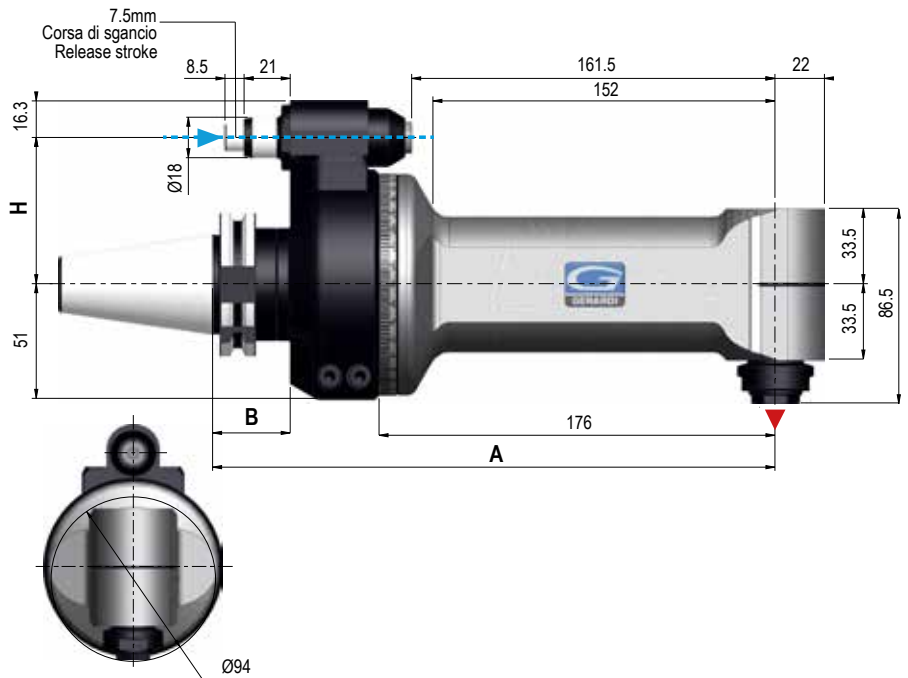
optional

F90-10L

TYPE 1

CODE

9.F90.10L00



REFR. DAL PERNO - COOLANT THROUGH PIN 10 BAR



Ratio
1:1



ISO/BT40
6,9 Kg
ISO/BT50
9,2 Kg



Rpm
10.000



Ø10



N 400



M8



Nm 11



ER16
Ø1/10

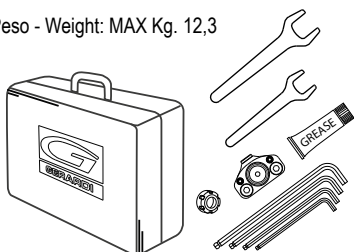
▼ Senso di rotazione contrario al mandrino
Direction of rotation opposite to machine spindle

ALTA VELOCITÀ INCLUSA 10.000 Rpm - HIGH SPEED INCLUDED 10.000 Rpm

| | SK DIN 69871 | | | CAT ANSI B5.50 | | BT MAS 403 | | HSK DIN 69893 | | | CAPTO ISO 26623 | | | KM | | | ISO DIN 2080 | | | |
|---------------------------------|------------------|-----|----------|-------------------|----------|---------------|----------|------------------|----------|----------|--------------------|----------|----------|----------|------------|------------|-----------------|----------|--|--|
| | 30 | 40 | 50 | 40 | 50 | 40 | 50 | 63 | 80 | 100 | C5 | C6 | C8 | 63 | 80 | 100 | 40 | 50 | | |
| Grandezza - Size | optional | std | optional | std | optional | std | optional | optional | optional | optional | optional | optional | optional | optional | on request | on request | optional | optional | | |
| Prezzi Extra € Extra Price € | | | | | | | | | | | | | | | | | | | | |
| H | Standard Ø18 | | 80 | 65 / 80 | | 80 | 65 / 80 | | 80 | 65/80 | | | 80 | 65 / 80 | | 80 | 65 / 80 | | | |
| * H | 110 Type 1-2 Ø18 | | Ø18 | Ø18 | | Ø18 | Ø18 | | Ø18 | Ø18 | | | Ø18 | Ø18 | | Ø18 | Ø18 | | | |
| H | 110 Type 3 Ø28 | | Ø28 | Ø18 | | Ø28 | Ø18 | | Ø28 | Ø18 | | | Ø28 | Ø18 | | Ø28 | Ø28 | | | |
| A | 250 | | | 250 | | 250 | | 258 | | 259 | | | 254 | | | 250 | | | | |
| B | 35 | | | 35 | | 35 | | 43 | | 44 | | 46 | | | 39 | | | - | | |
| | | | | | | | | | | | | | | | | | | | | |

DOTAZIONE STANDARD STANDARD EQUIPMENT

Peso - Weight: MAX Kg. 12,3



OPZIONI - OPTIONS



USCITA
OUTPUT

Weldon Ø6/12

optional



USCITA
OUTPUT

Toolholder Ø16

optional



DOPPIA USCITA
DOUBLE OUTPUT

optional



PINZA
COLLET

ER16 - Ø1 / 10

optional



INTERASSE
PITCH

H=110mm

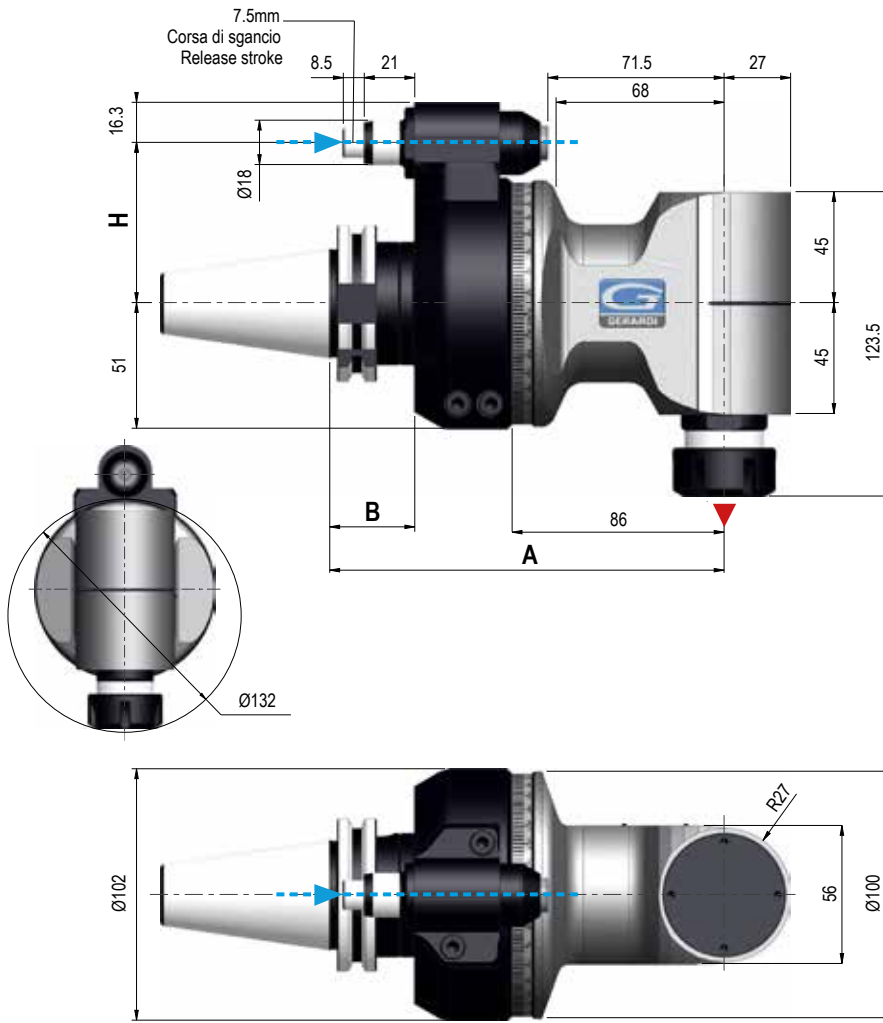
optional

F90-16S

TYPE 1

CODE

9.F90.16S00



REFR. DAL PERNO - COOLANT THROUGH PIN 10 BAR



Ratio

1:1



ISO/BT40

6,4 Kg

ISO/BT50

8,7 Kg



Rpm

8.000



Ø16



N 810



M12



Nm 27



ER25
Ø1/16



Senso di rotazione contrario al mandrino
Direction of rotation opposite to machine spindle

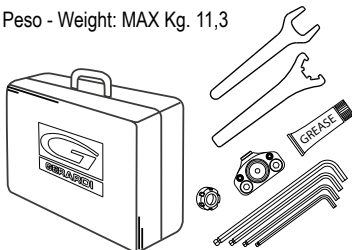
ALTA VELOCITÀ INCLUSA 8.000 Rpm - HIGH SPEED INCLUDED 8.000 Rpm

| Grandezza - Size | SK DIN 69871 | | | CAT ANSI B5.50 | | BT MAS 403 | | HSK DIN 69893 | | | CAPTO ISO 26623 | | | KM | | | ISO DIN 2080 | |
|---------------------------------|-----------------|-----|----------|-------------------|----------|---------------|----------|------------------|----------|----------|--------------------|----------|----------|----------|------------|------------|-----------------|----------|
| | 30 | 40 | 50 | 40 | 50 | 40 | 50 | 63 | 80 | 100 | C5 | C6 | C8 | 63 | 80 | 100 | 40 | 50 |
| Prezzi Extra € Extra Price € | optional | std | optional | std | optional | std | optional | optional | optional | optional | optional | optional | optional | optional | on request | on request | optional | optional |
| H | Standard | Ø18 | 65 / 80 | 80 | 65 / 80 | 80 | 65 / 80 | 80 | 65 / 80 | 80 | 65/80 | 80 | 65 / 80 | 80 | 65 / 80 | 80 | 65 / 80 | 80 |
| H | 110 Type 1-2 | Ø18 | Ø18 | Ø18 | Ø18 | Ø18 | Ø18 | Ø18 | Ø18 | Ø18 | Ø18 | Ø18 | Ø18 | Ø18 | Ø18 | Ø18 | Ø18 | Ø18 |
| H | 110 Type 3 | Ø28 | | | | | | | | | | | | | | | | |
| A | | 180 | | 180 | | 180 | 188 | | 189 | | 184 | | 160 | | 130 | 133 | | |
| B | | 35 | | 35 | | 35 | 43 | 44 | 46 | | 39 | | - | | 13 | 16 | | |

Performance ridotte con coni grandezza C5 - Reduced performances with shank size C5

DOTAZIONE STANDARD STANDARD EQUIPMENT

Peso - Weight: MAX Kg. 11,3



OPZIONI - OPTIONS



USCITA
OUTPUT

Weldon Ø6/15

optional



USCITA
OUTPUT

Toolholder Ø16

optional



DOPPIA USCITA
DOUBLE OUTPUT

ER25 - ER25

optional



PINZA
COLLET

ER25 - Ø1 / 16

optional



INTERASSE
PITCH

H=110mm

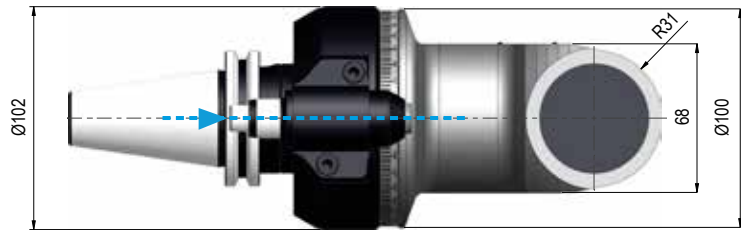
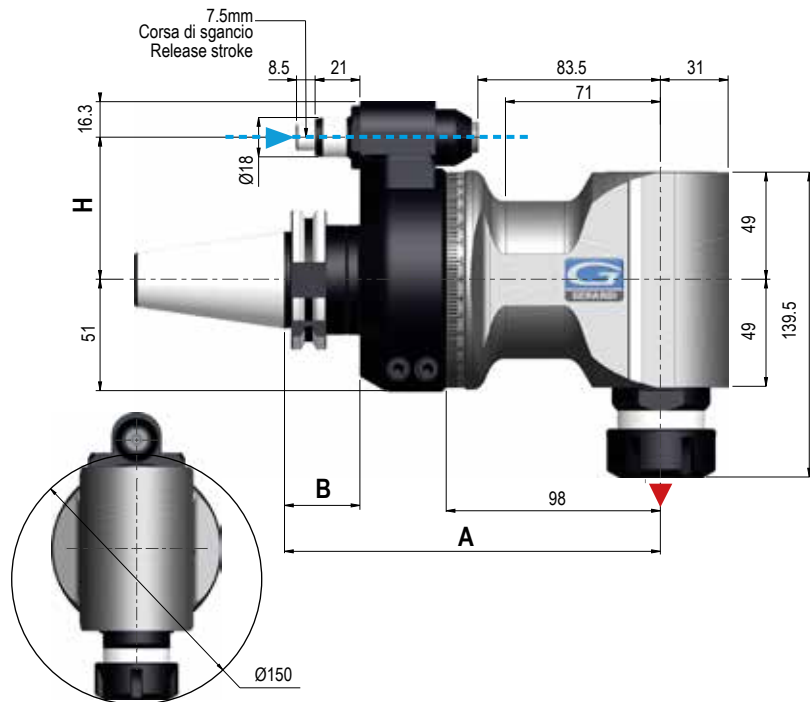
optional

F90-20S

TYPE 2

CODE

9.F90.20S00



REFR. DAL PERNO - COOLANT THROUGH PIN 10 BAR



Ratio
1:1



ISO/BT40
7 Kg
ISO/BT50



Rpm
5.000



Ø20



N 1.040



M16



Nm 46



ER32
Ø2/20

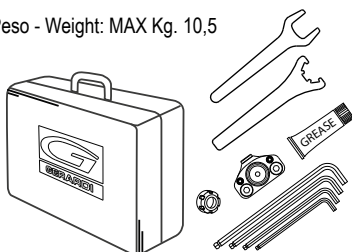
▼ Senso di rotazione contrario al mandrino
Direction of rotation opposite to machine spindle

PERFORMANCE RIDOTTE CON UTENSILI DA Ø17 A Ø20 - REDUCED PERFORMANCE WITH TOOLS Ø17 TO Ø20

| | SK DIN 69871 | CAT ANSI B5.50 | BT MAS 403 | HSK DIN 69893 | CAPTO ISO 26623 | KM | ISO DIN 2080 |
|---------------------------------|-----------------|-------------------|---------------|------------------|--------------------|----------|-----------------|
| Grandezza - Size | 40 | 40 | 40 | 63 | C5 | 63 | 40 |
| Prezzi Extra € Extra Price € | std | std | std | optional | optional | optional | optional |
| H Standard Ø18 | 65 / 80 | 65 / 80 | 65 / 80 | 65 / 80 | 65/80 | 65 / 80 | 65 / 80 |
| * H 110 Type 1-2 Ø18 | Ø18 | Ø18 | Ø18 | Ø18 | Ø18 | Ø18 | Ø18 |
| H 110 Type 3 Ø28 | Ø18 | Ø18 | Ø18 | Ø18 | Ø18 | Ø18 | Ø18 |
| A | 172 | 172 | 172 | 181 | 176 | 172 | 147 |
| B | 35 | 35 | 35 | 44 | 39 | - | 13 |

**DOTAZIONE STANDARD
STANDARD EQUIPMENT**

Peso - Weight: MAX Kg. 10,5



OPZIONI - OPTIONS



USCITA
OUTPUT

HSK 32

optional



USCITA
OUTPUT

Weldon Ø6/22

optional



USCITA
OUTPUT

Toolholder
Ø16/22/27

optional



DOPPIA USCITA
DOUBLE OUTPUT

ER25 - ER25

optional



PINZA
COLLET

ER32 - Ø2 / 20

optional



INTERASSE
PITCH

H=110mm

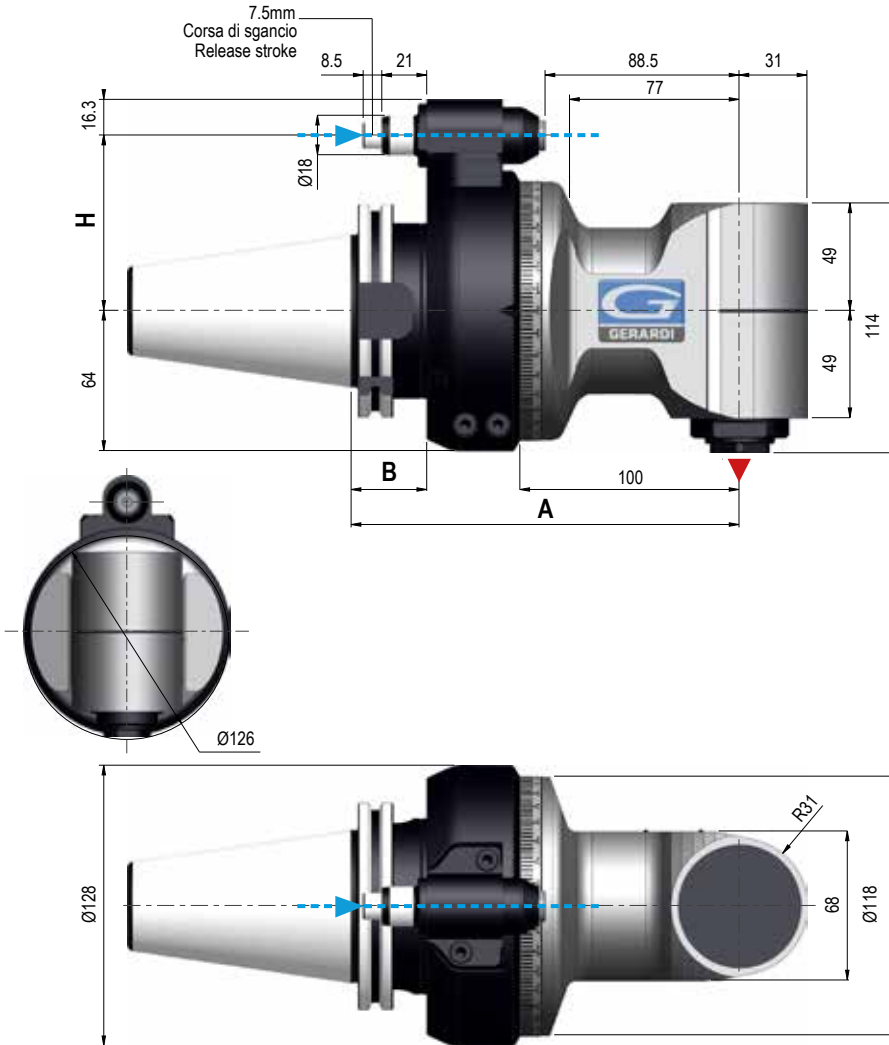
optional

F90-16

TYPE 2

CODE

9.F90.16000



REFR. DAL PERNO - COOLANT THROUGH PIN 10 BAR



Ratio
1:1



ISO/BT40
- Kg
ISO/BT50
11 Kg



Rpm
5.000



Ø16



N 1.040



M12



Nm 46



ER25
Ø1/16

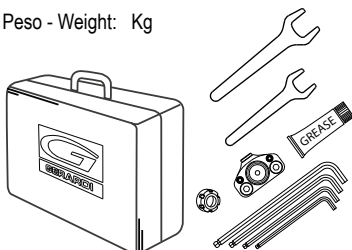
▼ Senso di rotazione contrario al mandrino
Direction of rotation opposite to machine spindle

ADATTA PER LAVORAZIONI PESANTI - HIGH TORQUE FOR HEAVY DUTIES MACHINING

| | SK DIN 69871 | CAT ANSI B5.50 | BT MAS 403 | HSK DIN 69893 | CAPTO ISO 26623 | KM | ISO DIN 2080 | | |
|---------------------------------|-----------------|-------------------|---------------|------------------|--------------------|----------|-----------------|----------|----------|
| Grandezza - Size | 50 | 50 | 50 | 80 | 100 | C8 | 80 | 100 | 50 |
| Prezzi Extra € Extra Price € | std | optional | std | optional | optional | optional | on request | optional | optional |
| H | Standard | Ø18 | 80 | 80 | 80 | 80 | 80 | 80 | 80 |
| * H | 110 Type 1-2 | Ø18 | Ø18 | Ø18 | Ø18 | Ø18 | Ø18 | Ø18 | Ø18 |
| H | 110 Type 3 | Ø28 | Ø28 | Ø28 | Ø28 | Ø28 | Ø28 | Ø28 | Ø28 |
| A | 177 | 177 | 185 | 186 | 181 | 177 | 150 | 150 | 150 |
| B | 35 | 35 | 43 | 46 | 39 | - | 16 | 16 | 16 |

DOTAZIONE STANDARD STANDARD EQUIPMENT

Peso - Weight: Kg



OPZIONI - OPTIONS



USCITA
OUTPUT
HSK 32

optional



USCITA
OUTPUT
Weldon Ø6/20

optional



USCITA
OUTPUT
Toolholder
Ø16/22/27/32

optional



DOPPIA USCITA
DOUBLE OUTPUT
ER25 - ER25

optional



PINZA
COLLET
ER25 - Ø1 / 16

optional



INTERASSE
PITCH
H=110mm

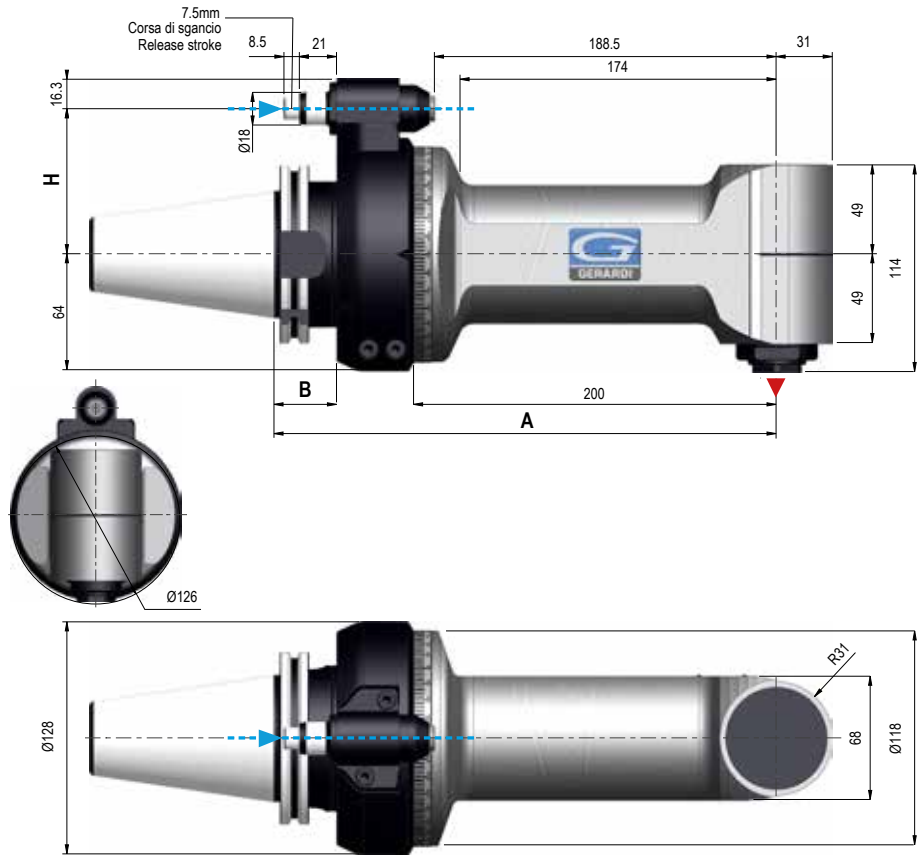
optional

F90-16L

TYPE 2

CODE

9.F90.16L00



REFR. DAL PERNO - COOLANT THROUGH PIN 10 BAR



Ratio
1:1



ISO/BT50
12,7 Kg



Rpm
5.000



Ø16



N 1.040



M12



Nm 46



ER25
Ø1/16

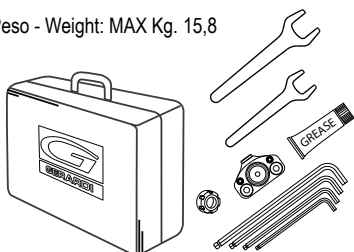
▼ Senso di rotazione contrario al mandrino
Direction of rotation opposite to machine spindle

ADATTA PER LAVORAZIONI PESANTI - HIGH TORQUE FOR HEAVY DUTIES MACHINING

| | SK DIN 69871 | CAT ANSI B5.50 | BT MAS 403 | HSK DIN 69893 | | CAPTO ISO 26623 | KM | | ISO DIN 2080 |
|---------------------------------|-----------------|-------------------|---------------|------------------|----------|--------------------|------------|-----|-----------------|
| Grandezza - Size | 50 | 50 | 50 | 80 | 100 | C8 | 80 | 100 | 50 |
| Prezzi Extra € Extra Price € | std | optional | std | optional | optional | optional | on request | | optional |
| H Standard Ø18 | 80 | 80 | 80 | 80 | 80 | 80 | 80 | 80 | 80 |
| * H 110 Type 1-2 Ø18 | Ø18 | Ø18 | Ø18 | Ø18 | Ø18 | Ø18 | Ø18 | Ø18 | Ø18 |
| H 110 Type 3 Ø28 | Ø28 | Ø28 | Ø28 | Ø28 | Ø28 | Ø28 | Ø28 | Ø28 | Ø28 |
| A | 277 | 277 | 285 | 286 | 281 | 281 | 277 | | 250 |
| B | 35 | 35 | 43 | 46 | 39 | 39 | - | | 16 |

DOTAZIONE STANDARD STANDARD EQUIPMENT

Peso - Weight: MAX Kg. 15,8



OPZIONI - OPTIONS



HSK 32

optional



Weldon
Ø6/20

optional



Toolholder
Ø16/22

optional



DOPPIA USCITA
DOUBLE OUTPUT

ER25 - ER25

optional



PINZA
COLLET

ER25 - Ø1 / 16

optional



INTERASSE
PITCH

H=110mm

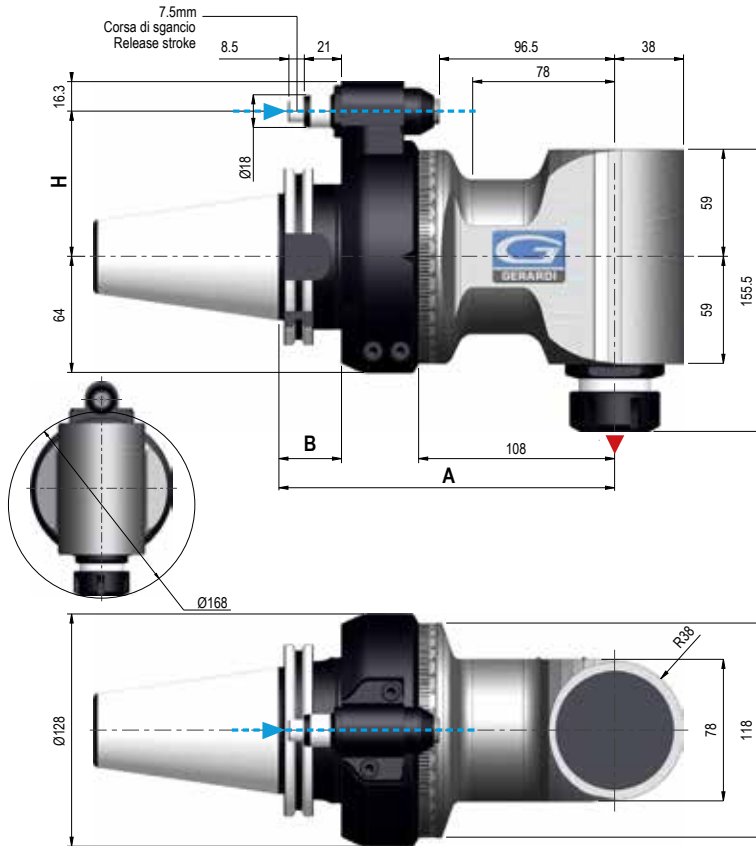
optional

F90-20

TYPE 2

CODE

9.F90.20000



REFR. DAL PERNO - COOLANT THROUGH PIN 10 BAR



Ratio 1:1



ISO/BT50 13,2 Kg



Rpm 3.500



Ø20



N 1.460



M14



Nm 85



ER32 Ø2/20

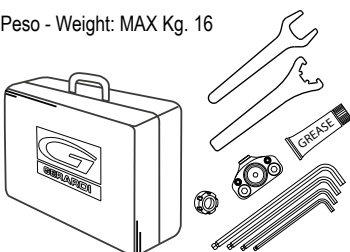
▼ Senso di rotazione contrario al mandrino
Direction of rotation opposite to machine spindle

ADATTA PER LAVORAZIONI PESANTI - HIGH TORQUE FOR HEAVY DUTIES MACHINING

| | SK DIN 69871 | CAT ANSI B5.50 | BT MAS 403 | HSK DIN 69893 | | CAPTO ISO 26623 | KM | | ISO DIN 2080 |
|---------------------------------|-----------------|-------------------|---------------|------------------|----------|--------------------|------------|-----|-----------------|
| Grandezza - Size | 50 | 50 | 50 | 80 | 100 | C8 | 80 | 100 | 50 |
| Prezzi Extra € Extra Price € | std | optional | std | optional | optional | optional | on request | | optional |
| H | 80 | 80 | 80 | 80 | 80 | 80 | 80 | 80 | 80 |
| Ø H | Ø18 | Ø18 | Ø18 | Ø18 | Ø18 | Ø18 | Ø18 | Ø18 | Ø18 |
| H | 110 Type 1-2 | Ø18 | Ø18 | Ø18 | Ø18 | Ø18 | Ø18 | Ø18 | Ø18 |
| H | 110 Type 3 | Ø28 | Ø28 | Ø28 | Ø28 | Ø28 | Ø28 | Ø28 | Ø28 |
| A | 185 | 185 | 193 | 194 | 194 | 189 | 185 | 185 | 158 |
| B | 35 | 35 | 43 | 46 | 46 | - | - | - | 16 |

DOTAZIONE STANDARD STANDARD EQUIPMENT

Peso - Weight: MAX Kg. 16



OPZIONI - OPTIONS



USCITA - OUTPUT

ER40
optional

HSK 40
optional

CAPTO C4
optional

ISO-CAT-BT 30
optional

Weldon Ø6/22
optional

Toolholder Ø22-27-32
optional

DOPPIA USCITA
DOUBLE OUTPUT
ER32 - ER32
optional

PINZA
COLLET
ER32 - Ø2 / 20
ER40 - Ø3 / 30
Page 2.58

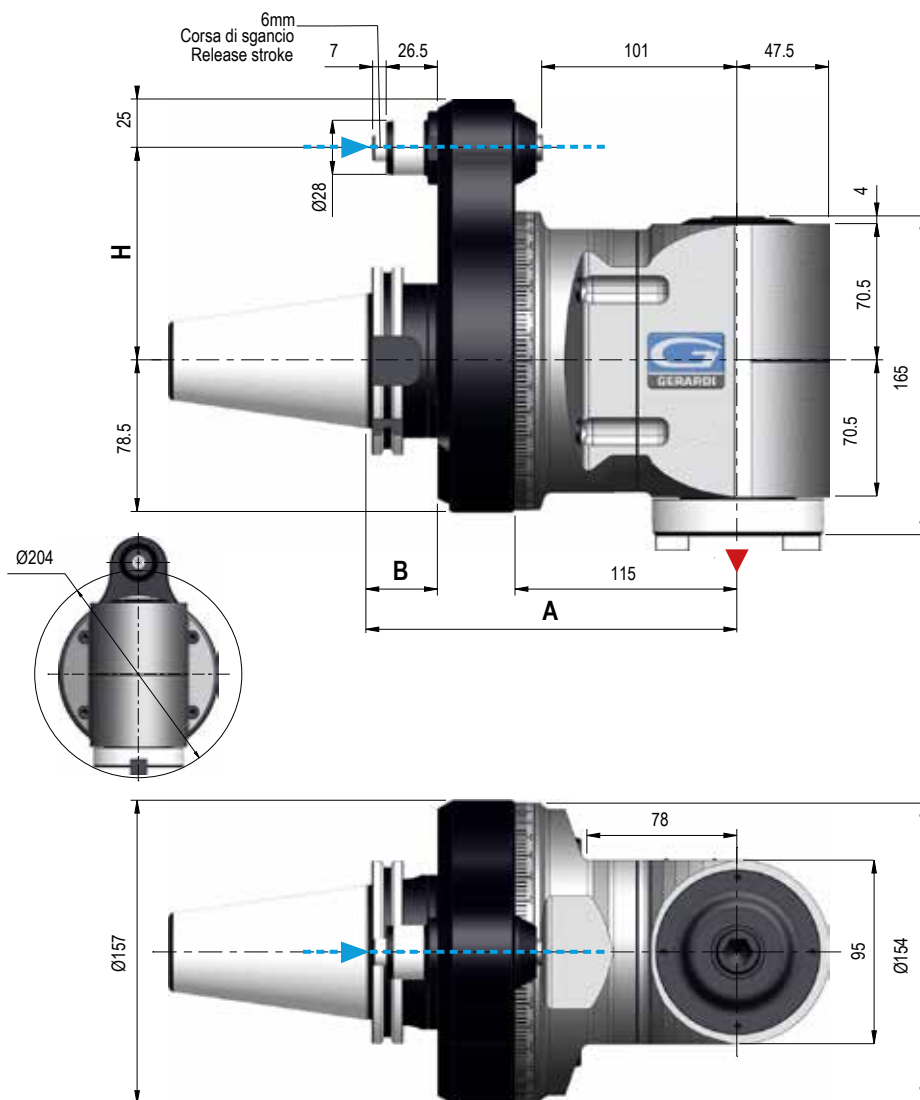
INTERASSE
PITCH
H=110mm
optional

F90-S40

TYPE 3

CODE

9.F90.S4000



REFR. DAL PERNO - COOLANT THROUGH PIN 10 BAR



Ratio 1:1



ISO/BT50 21,7 Kg



Rpm 2.500



Ø26



N 3.020



M20



Nm 135



ISO-CAT BT 40

Senso di rotazione contrario al mandrino
Direction of rotation opposite to machine spindle

ADATTA PER LAVORAZIONI PESANTI - HIGH TORQUE FOR HEAVY DUTIES MACHINING

| | SK DIN 69871 | CAT ANSI B5.50 | BT MAS 403 | HSK DIN 69893 | | CAPTO ISO 26623 | KM | | ISO DIN 2080 |
|---------------------------------|-----------------|-------------------|---------------|------------------|----------|--------------------|------------|-----|-----------------|
| Grandezza - Size | 50 | 50 | 50 | 80 | 100 | C8 | 80 | 100 | 50 |
| Prezzi Extra € Extra Price € | std | optional | std | optional | optional | optional | on request | | optional |
| H Ø28 Standard | 110 | 110 | 110 | 110 | | 110 | 110 | | 110 |
| A | 192 | 192 | 200 | 201 | | 196 | 192 | | 165 |
| B | 37 | 37 | 45 | 48 | | - | - | | 16 |

DOTAZIONE STANDARD
STANDARD EQUIPEMENT

Peso - Weight: Kg



OPZIONI - OPTIONS



HSK 63

optional



CAPTO C5

optional



ER40 (F90-30)

-



PINZA COLLET

ER40

optional



DOPPIA USCITA DOUBLE OUTPUT

ER40

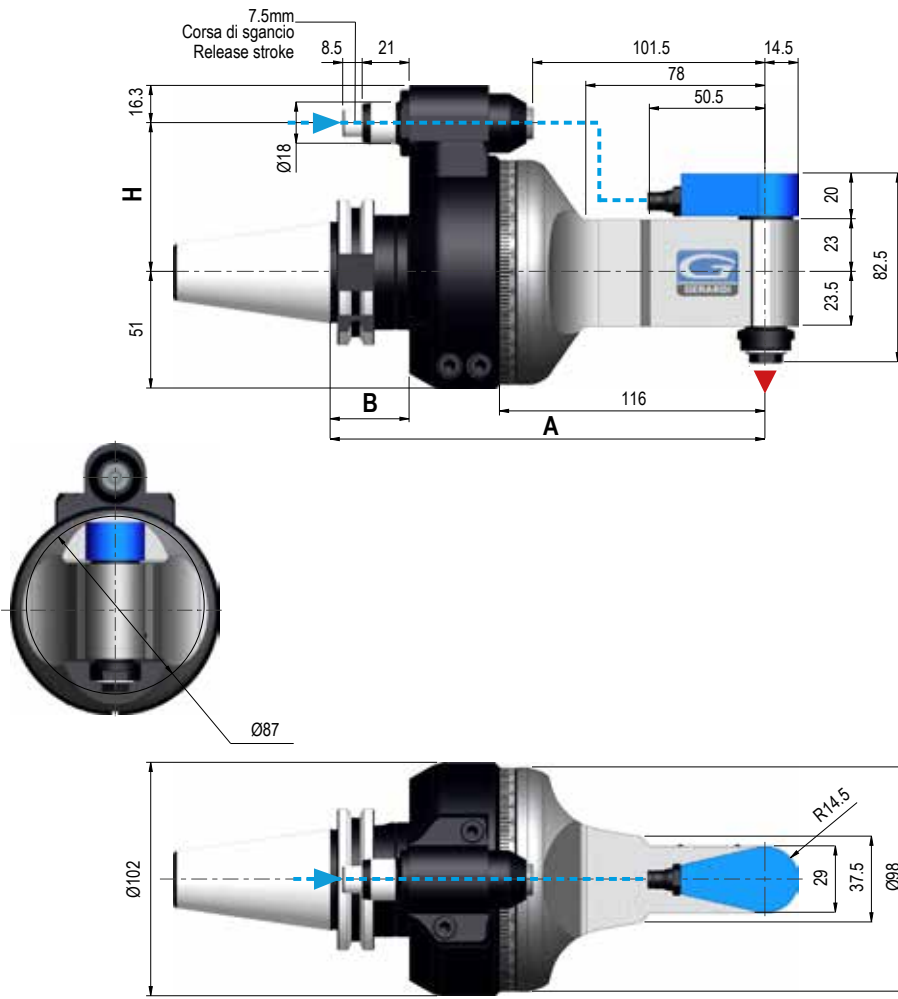
optional

F90-7 10BAR

TYPE 1

CODE

9.F90.070B0



REFR. DAL PERNO - COOLANT THROUGH PIN 10 BAR

- Ratio 1:1
- ISO/BT40 5 Kg
- ISO/BT50 7 Kg
- Rpm 10.000
- Ø7
- N 127
- M6
- Nm 6
- ER11 Ø17

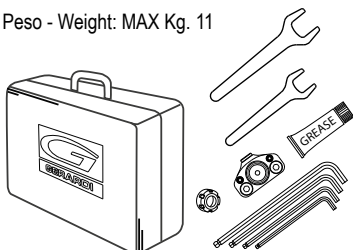
ALTA VELOCITÀ e REFRIGERANTE DALL'UTENSILE - HIGH SPEED and COOLANT THROUGH THE TOOL

Senso di rotazione contrario al mandrino
Direction of rotation opposite to machine spindle

| | SK DIN 69871 | | | CAT ANSI B5.50 | | BT MAS 403 | | HSK DIN 69893 | | | CAPTO ISO 26623 | | | KM | | | ISO DIN 2080 | | | | | | | | |
|---------------------------------|-----------------|-----|----------|-------------------|----------|---------------|----------|------------------|----------|----------|--------------------|----------|----------|----------|------------|------------|-----------------|----------|---|-----|--|-----|--|----|--|
| | 30 | 40 | 50 | 40 | 50 | 40 | 50 | 63 | 80 | 100 | C5 | C6 | C8 | 63 | 80 | 100 | 40 | 50 | | | | | | | |
| Grandezza - Size | optional | std | optional | std | optional | std | optional | optional | optional | optional | optional | optional | optional | optional | on request | on request | optional | optional | | | | | | | |
| Prezzi Extra € Extra Price € | | | | | | | | | | | | | | | | | | | | | | | | | |
| H | 65 / 80 | 80 | 65 / 80 | 80 | 65 / 80 | 80 | 65 / 80 | 80 | 65 / 80 | 80 | 65/80 | 80 | 65 / 80 | 80 | 65 / 80 | 80 | 65 / 80 | 80 | | | | | | | |
| H | Ø18 | Ø18 | Ø18 | Ø18 | Ø18 | Ø18 | Ø18 | Ø18 | Ø18 | Ø18 | Ø18 | Ø18 | Ø18 | Ø18 | Ø18 | Ø18 | Ø18 | Ø18 | | | | | | | |
| H | Ø18 | Ø28 | Ø18 | Ø28 | Ø18 | Ø28 | Ø18 | Ø28 | Ø18 | Ø28 | Ø18 | Ø28 | Ø18 | Ø28 | Ø18 | Ø28 | Ø18 | Ø28 | | | | | | | |
| A | 190 | | | 190 | | 190 | | 198 | | | 199 | | | 194 | | | 190 | | | 160 | | 163 | | | |
| B | 35 | | | 35 | | 35 | | 43 | | 44 | | | 46 | | | 39 | | | - | | | 13 | | 16 | |

DOTAZIONE STANDARD STANDARD EQUIPMENT

Peso - Weight: MAX Kg. 11



OPZIONI - OPTIONS



USCITA
OUTPUT

Weldon Ø 6/10

optional



PINZA
COLLET

ER11 WP Ø17

optional



INTERASSE
PITCH

H=110mm


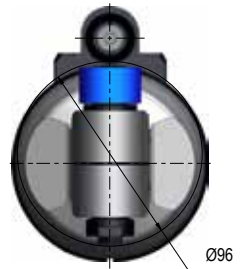
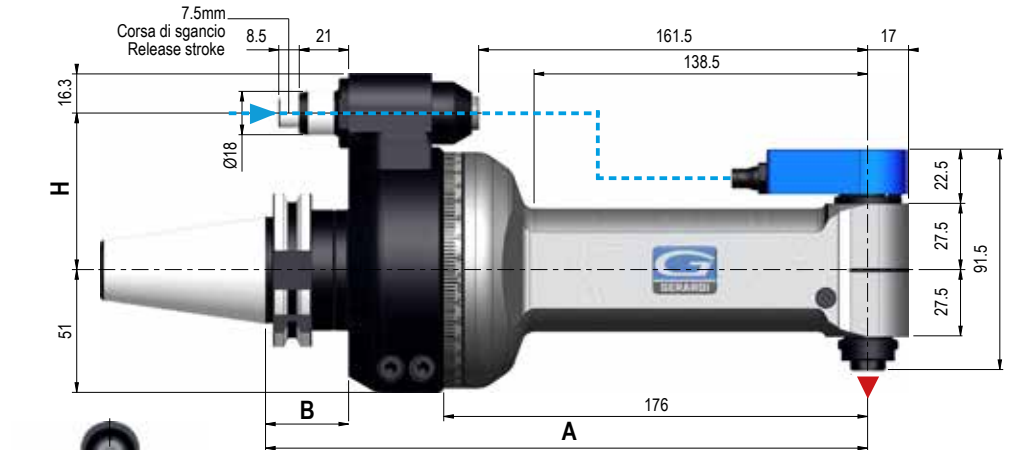
optional

F90-7L 10BAR

TYPE 1

CODE

9.F90.07LB0



REFR. DAL PERNO - COOLANT THROUGH PIN 10 BAR



Ratio
1:1



ISO/BT40
6,6 Kg
ISO/BT50
8,6 Kg



Rpm
10.000



Ø7



N 180



M6



Nm 6



ER11 WP
Ø1 / 7

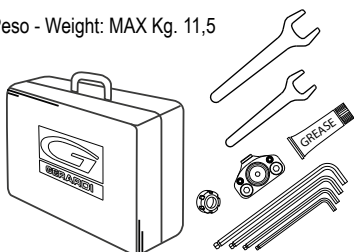
▼ Senso di rotazione contrario al mandrino
Direction of rotation opposite to machine spindle

ALTA VELOCITÀ e REFRIGERANTE DALL'UTENSILE - HIGH SPEED and COOLANT THROUGH THE TOOL

| | SK DIN 69871 | | | CAT ANSI B5.50 | | BT MAS 403 | | HSK DIN 69893 | | | CAPTO ISO 26623 | | | KM | | | ISO DIN 2080 | | | | |
|---------------------------------|-----------------|-----|----------|-------------------|----------|---------------|----------|------------------|----------|----------|--------------------|----------|----------|----------|------------|------------|-----------------|----------|-----|----|-----|
| | 30 | 40 | 50 | 40 | 50 | 40 | 50 | 63 | 80 | 100 | C5 | C6 | C8 | 63 | 80 | 100 | 40 | 50 | | | |
| Grandezza - Size | optional | std | optional | std | optional | std | optional | optional | optional | optional | optional | optional | optional | optional | on request | on request | optional | optional | | | |
| Prezzi Extra € Extra Price € | | | | | | | | | | | | | | | | | | | | | |
| H Standard Ø18 | 65 / 80 | | 80 | 65 / 80 | | 80 | 65 / 80 | | 80 | 65/80 | | | 80 | 65 / 80 | | 80 | 65 / 80 | | 80 | | |
| * H 110 Type 1-2 Ø18 | | | Ø18 | | | Ø18 | | | Ø18 | | | | Ø18 | | | Ø18 | | | Ø18 | | |
| H 110 Type 3 Ø28 | Ø18 | | Ø28 | Ø18 | | Ø28 | Ø18 | | Ø28 | Ø18 | | | Ø28 | Ø18 | | Ø28 | Ø18 | | Ø28 | | |
| A | 250 | | | 250 | | 250 | | 258 | | 259 | | | 254 | | | 250 | | | 220 | | 223 |
| B | 35 | | | 35 | | 35 | | 43 | | 44 | 46 | | | 39 | | | - | | | 13 | 16 |

DOTAZIONE STANDARD STANDARD EQUIPMENT

Peso - Weight: MAX Kg. 11,5



OPZIONI - OPTIONS



USCITA
OUTPUT

Weldon Ø 6/10

optional



PINZA
COLLET

ER11 WP Ø3/7

optional



ER11 - Ø1/7

optional

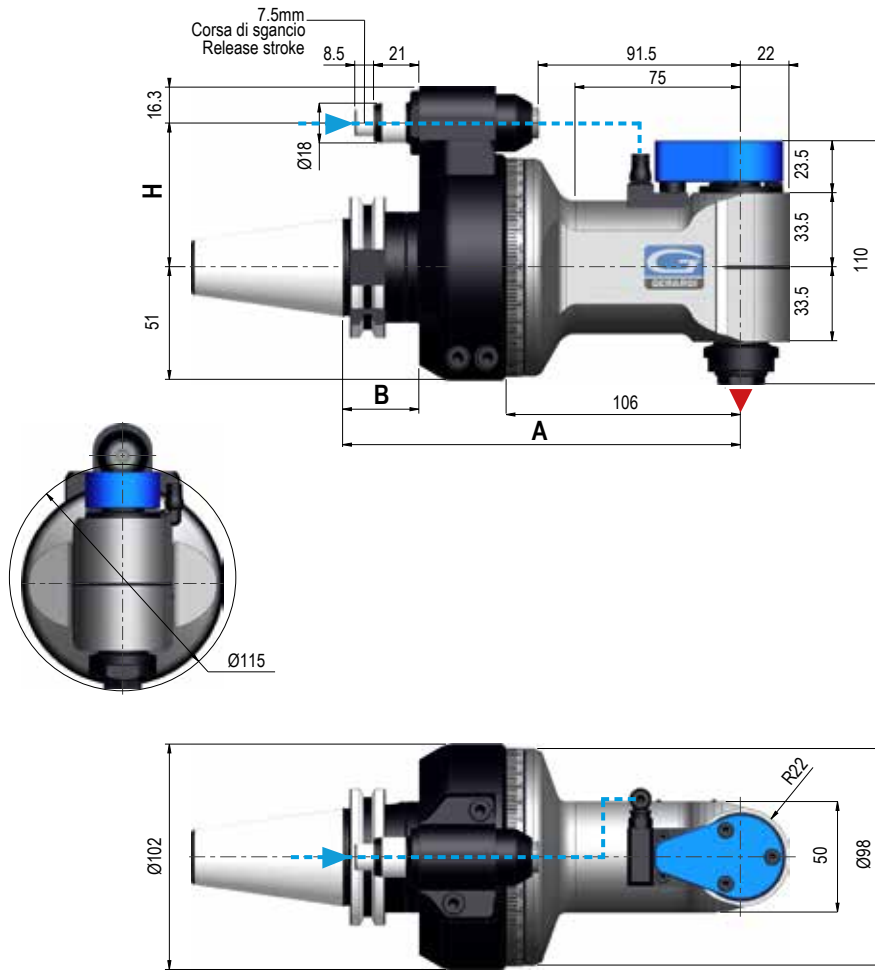


INTERASSE
PITCH

H=110mm

optional

F90-10 10BAR TYPE 1
CODE 9.F90.100B0



REFR. DAL PERNO - COOLANT THROUGH PIN 10 BAR

- Ratio 1:1
- ISO/BT40 5,6 Kg
- ISO/BT50 7,8 Kg
- Rpm 10.000
- Ø10
- N 400
- M8
- Nm 11
- ER16 WP Ø1 / 10

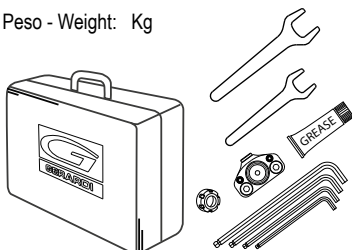
ALTA VELOCITÀ e REFRIGERANTE DALL'UTENSILE - HIGH SPEED and COOLANT THROUGH THE TOOL

Senso di rotazione contrario al mandrino
Direction of rotation opposite to machine spindle

| | SK DIN 69871 | | | CAT ANSI B5.50 | | BT MAS 403 | | HSK DIN 69893 | | | CAPTO ISO 26623 | | | KM | | | ISO DIN 2080 | | | | | | | | |
|---------------------------------|-----------------|-----|----------|-------------------|----------|---------------|----------|------------------|----------|----------|--------------------|----------|----------|----------|------------|------------|-----------------|----------|-----|--|-----|----|--|----|--|
| | 30 | 40 | 50 | 40 | 50 | 40 | 50 | 63 | 80 | 100 | C5 | C6 | C8 | 63 | 80 | 100 | 40 | 50 | | | | | | | |
| Grandezza - Size | optional | std | optional | std | optional | std | optional | optional | optional | optional | optional | optional | optional | optional | on request | on request | optional | optional | | | | | | | |
| Prezzi Extra € Extra Price € | | | | | | | | | | | | | | | | | | | | | | | | | |
| H | 65 / 80 | 80 | 65 / 80 | 80 | 65 / 80 | 80 | 65 / 80 | 80 | 65 / 80 | 80 | 65/80 | 80 | 65 / 80 | 80 | 65 / 80 | 80 | 65 / 80 | 80 | | | | | | | |
| H | Ø18 | Ø18 | Ø18 | Ø18 | Ø18 | Ø18 | Ø18 | Ø18 | Ø18 | Ø18 | Ø18 | Ø18 | Ø18 | Ø18 | Ø18 | Ø18 | Ø18 | Ø18 | | | | | | | |
| H | Ø28 | Ø28 | Ø18 | Ø28 | Ø18 | Ø28 | Ø18 | Ø28 | Ø18 | Ø28 | Ø18 | Ø28 | Ø18 | Ø28 | Ø18 | Ø28 | Ø18 | Ø28 | | | | | | | |
| A | 180 | | | 180 | | 180 | | 188 | | 189 | | | 184 | | | 180 | | | 150 | | 153 | | | | |
| B | 35 | | | 35 | | 35 | | 43 | | 44 | | | 46 | | | 39 | | | - | | | 13 | | 16 | |

**DOTAZIONE STANDARD
STANDARD EQUIPMENT**

Peso - Weight: Kg



OPZIONI - OPTIONS



USCITA
OUTPUT

Weldon Ø 6/10

optional



PINZA
COLLET

ER16 WP Ø3/10

optional



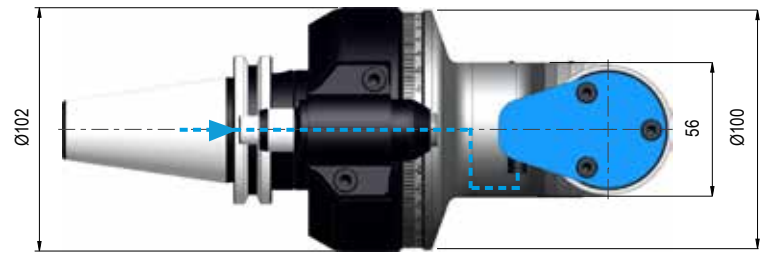
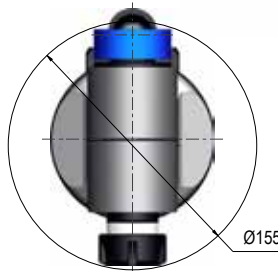
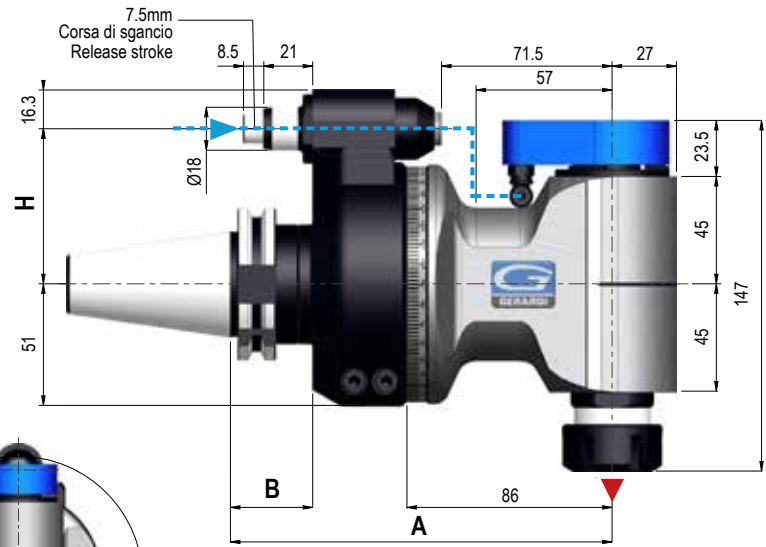
INTERASSE
PITCH

H=110mm

optional

F90-16S 10BAR TYPE 1

CODE 9.F90.16SB0



REFR. DAL PERNO - COOLANT THROUGH PIN 10 BAR



Ratio
1:1



ISO/BT40
6,4 Kg
ISO/BT50
8,7 Kg



Rpm
8.000



Ø16



N 810



M12



Nm 25



ER25 WP
Ø1 / 16

▼ Senso di rotazione contrario al mandrino
Direction of rotation opposite to machine spindle

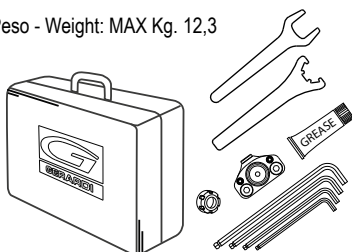
ALTA VELOCITÀ e REFRIGERANTE DALL'UTENSILE - HIGH SPEED and COOLANT THROUGH THE TOOL

| | SK DIN 69871 | | | CAT ANSI B5.50 | | BT MAS 403 | | HSK DIN 69893 | | | CAPTO ISO 26623 | | | KM | | | ISO DIN 2080 | | | | | |
|---------------------------------|-----------------|-----|----------|-------------------|----------|---------------|----------|------------------|----------|----------|--------------------|----------|----------|----------|------------|------------|-----------------|----------|-----|----|-----|--|
| | 30 | 40 | 50 | 40 | 50 | 40 | 50 | 63 | 80 | 100 | C5 | C6 | C8 | 63 | 80 | 100 | 40 | 50 | | | | |
| Grandezza - Size | optional | std | optional | std | optional | std | optional | optional | optional | optional | optional | optional | optional | optional | on request | on request | optional | optional | | | | |
| Prezzi Extra € Extra Price € | | | | | | | | | | | | | | | | | | | | | | |
| H Standard Ø18 | 65 / 80 | | 80 | 65 / 80 | | 80 | 65 / 80 | | | 80 | 65/80 | | | 80 | 65 / 80 | | 80 | 65 / 80 | | | | |
| * H 110 Type 1-2 Ø18 | | | Ø18 | | | Ø18 | | | | Ø18 | | | | Ø18 | | | Ø18 | | | | | |
| H 110 Type 3 Ø28 | Ø18 | | Ø28 | Ø18 | | Ø28 | Ø18 | | | Ø28 | Ø18 | | | Ø28 | Ø18 | | Ø28 | Ø18 | | | | |
| A | 160 | | | 160 | | 160 | | 168 | | 169 | | | 164 | | | 160 | | | 130 | | 133 | |
| B | 35 | | | 35 | | 35 | | 43 | | 44 | | 39 | | | - | | | 13 | | 16 | | |

Performance ridotte con coni grandezza C5 - Reduced performances with shank size C5

DOTAZIONE STANDARD STANDARD EQUIPMENT

Peso - Weight: MAX Kg. 12,3



OPZIONI - OPTIONS



USCITA
OUTPUT

Weldon Ø 6/16

optional



PINZA
COLLET

ER25 WP Ø3/16

optional



INTERASSE
PITCH

H=110mm

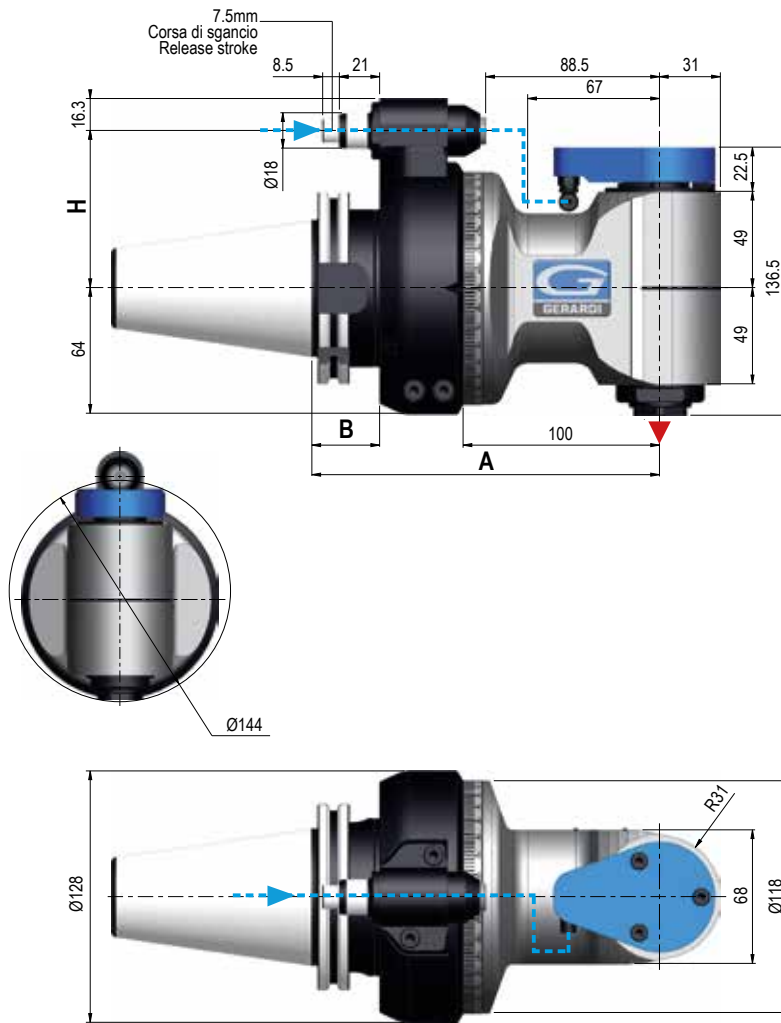
optional

F90-16 10BAR

TYPE 2

CODE

9.F90.160B0



REFR. DAL PERNO - COOLANT THROUGH PIN 10 BAR

- Ratio 1:1
- ISO/BT50 11,5 Kg
- Rpm 5.000
- Ø16
- N 1.040
- M12
- Nm 46
- ER25 WP Ø1 / 16

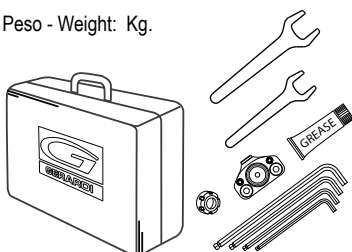
Serie PER LAVORAZIONI PESANTI, REFR. DALL'UTENSILE - HIGH TORQUE SERIES, COOLANT THROUGH THE TOOL

Senso di rotazione contrario al mandrino
Direction of rotation opposite to machine spindle

| | SK DIN 69871 | CAT ANSI B5.50 | BT MAS 403 | HSK DIN 69893 | CAPTO ISO 26623 | KM | ISO DIN 2080 | | |
|---------------------------------|-----------------|-------------------|---------------|------------------|--------------------|----------|-----------------|----------|----------|
| Grandezza - Size | 50 | 50 | 50 | 80 | 100 | C8 | 80 | 100 | 50 |
| Prezzi Extra € Extra Price € | std | optional | std | optional | optional | optional | on request | optional | optional |
| H Standard Ø18 | 80 | 80 | 80 | 80 | 80 | 80 | 80 | 80 | 80 |
| H 110 Type 1-2 Ø18 | Ø18 | Ø18 | Ø18 | Ø18 | Ø18 | Ø18 | Ø18 | Ø18 | Ø18 |
| H 110 Type 3 Ø28 | Ø28 | Ø28 | Ø28 | Ø28 | Ø28 | Ø28 | Ø28 | Ø28 | Ø28 |
| A | 177 | 177 | 185 | 186 | 181 | 177 | 150 | 150 | 150 |
| B | 35 | 35 | 43 | 46 | 39 | - | 16 | 16 | 16 |

DOTAZIONE STANDARD STANDARD EQUIPMENT

Peso - Weight: Kg.



OPZIONI - OPTIONS



USCITA
OUTPUT

HSK 32

optional



USCITA
OUTPUT

Weldon Ø 6/16

optional



PINZA
COLLET

ER25 WP Ø3/16

optional



PINZA
COLLET

ER25 Ø1/16

optional

INTERASSE
PITCH

H=110mm

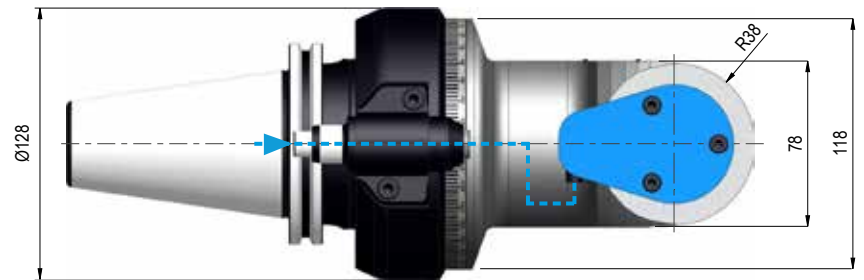
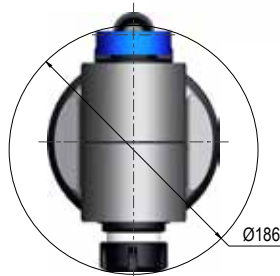
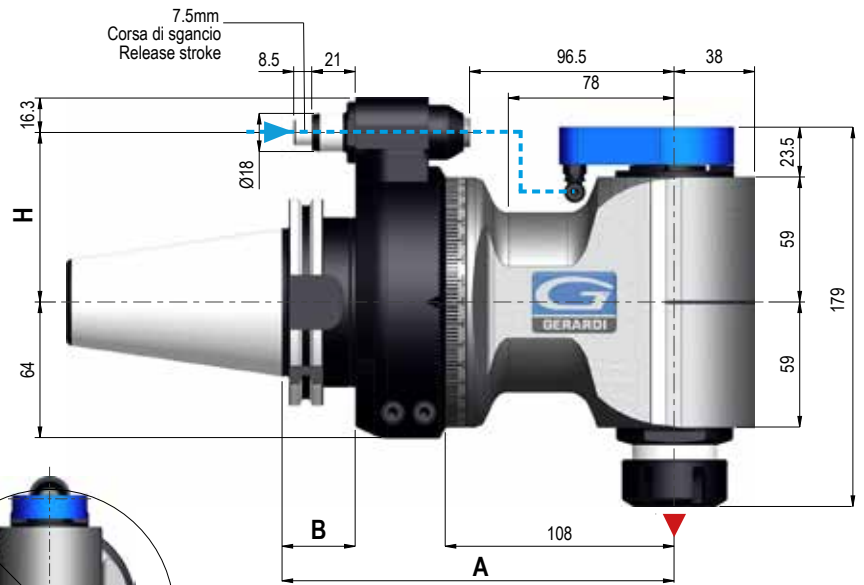
optional

F90-20 10BAR

TYPE 2

CODE

9.F90.200B0



REFR. DAL PERNO - COOLANT THROUGH PIN 10 BAR



Ratio
1:1



ISO/BT50
13,4 Kg



Rpm
3.500



Ø20



N 1.460



M14



Nm 85



ER32 WP
Ø 2/20

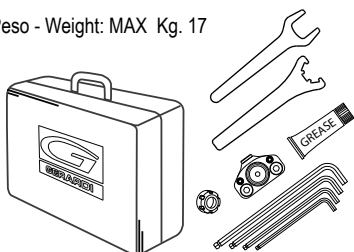
▼ Senso di rotazione contrario al mandrino
Direction of rotation opposite to machine spindle

Serie PER LAVORAZIONI PESANTI, REFR. DALL'UTENSILE - HIGH TORQUE SERIES, COOLANT THROUGH THE TOOL

| | SK DIN 69871 | CAT ANSI B5.50 | BT MAS 403 | HSK DIN 69893 | | CAPTO ISO 26623 | KM | | ISO DIN 2080 |
|---------------------------------|-----------------|-------------------|---------------|------------------|----------|--------------------|------------|-----|-----------------|
| Grandezza - Size | 50 | 50 | 50 | 80 | 100 | C8 | 80 | 100 | 50 |
| Prezzi Extra € Extra Price € | std | optional | std | optional | optional | optional | on request | | optional |
| H Standard Ø18 | 80 | 80 | 80 | 80 | 80 | 80 | 80 | 80 | 80 |
| * H 110 Type 1-2 Ø18 | Ø18 | Ø18 | Ø18 | Ø18 | Ø18 | Ø18 | Ø18 | Ø18 | Ø18 |
| H 110 Type 3 Ø28 | Ø28 | Ø28 | Ø28 | Ø28 | Ø28 | Ø28 | Ø28 | Ø28 | Ø28 |
| A | 185 | 185 | 193 | 194 | 189 | 189 | 185 | 185 | 158 |
| B | 35 | 35 | 43 | 46 | - | - | - | - | 16 |

DOTAZIONE STANDARD STANDARD EQUIPEMENT

Peso - Weight: MAX Kg. 17



OPZIONI - OPTIONS



ER40 Ø3/30
optional



HSK 40
optional



CAPTO C4
optional



Weldon Ø6/22
optional



ER32 WP Ø3/20
optional



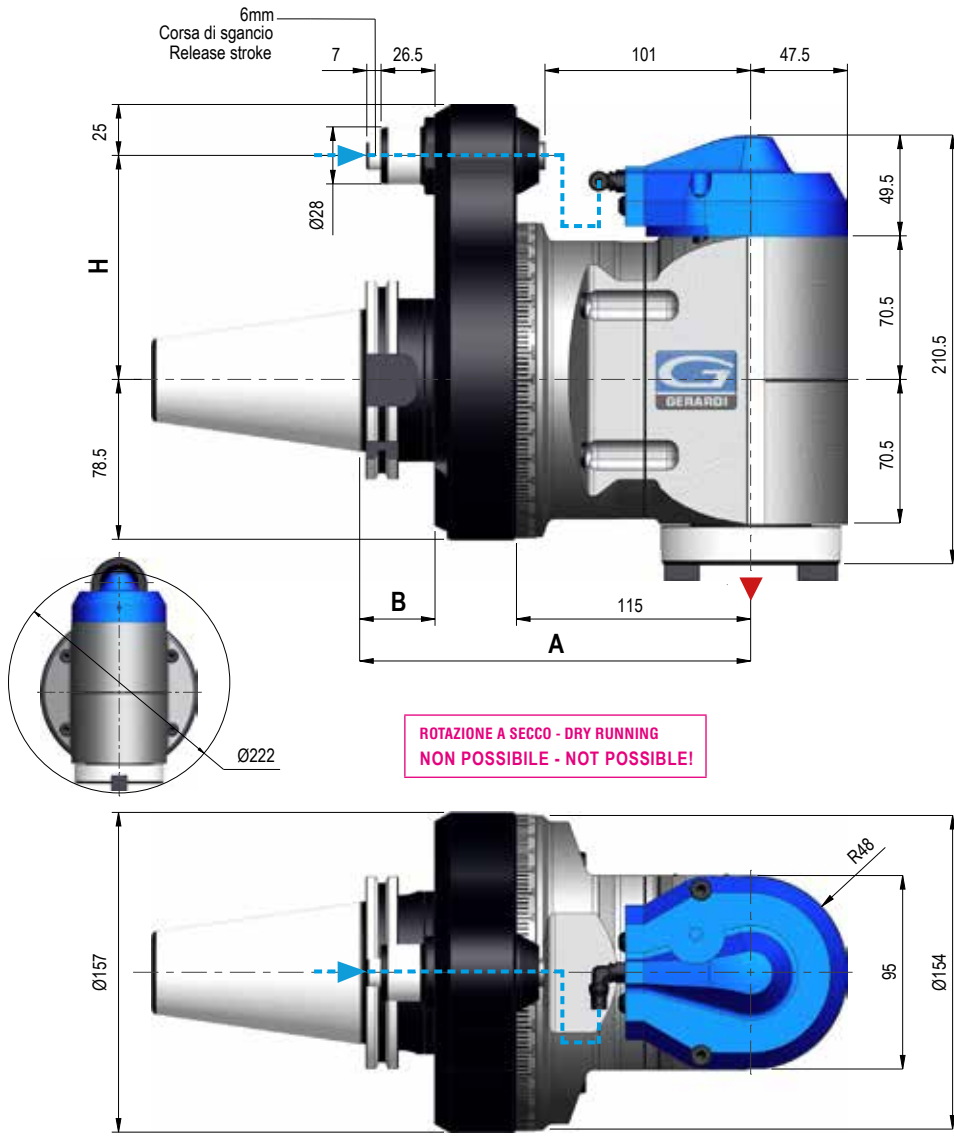
ER32 Ø2/20
optional



ER40 Ø3/30
optional



INTERASSE
PITCH
H=110mm
optional



F90-S40 70BAR TYPE 3

CODE 9.F90.S40B0



REFR. DAL PERNO - COOLANT THROUGH PIN 10 BAR

- Ratio 1:1
- ISO/BT50 22 Kg
- Rpm 2.500
- Ø26
- N 3.020
- M20
- Nm 135
- ISO40 CAT40 BT40


Serie PER LAVORAZIONI PESANTI, REFR. DALL'UTENSILE - HIGH TORQUE SERIES, COOLANT THROUGH THE TOOL

▼ Senso di rotazione contrario al mandrino
Direction of rotation opposite to machine spindle

| | SK DIN 69871 | CAT ANSI B5.50 | BT MAS 403 | HSK DIN 69893 | CAPTO ISO 26623 | KM | ISO DIN 2080 | |
|---------------------------------|-----------------|-------------------|---------------|------------------|--------------------|----------|-----------------|----------|
| Grandezza - Size | 50 | 50 | 50 | 80 | 100 | C8 | 80 100 | 50 |
| Prezzi Extra € Extra Price € | std | optional | std | optional | optional | optional | on request | optional |
| H Standard Ø28 | 110 | 110 | 110 | 110 | 110 | 110 | 110 | 110 |
| A | 192 | 192 | 200 | 201 | 196 | 192 | 165 | 165 |
| B | 37 | 37 | 45 | 48 | - | - | 16 | 16 |

DOTAZIONE STANDARD STANDARD EQUIPMENT

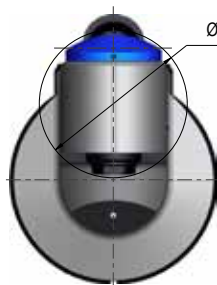
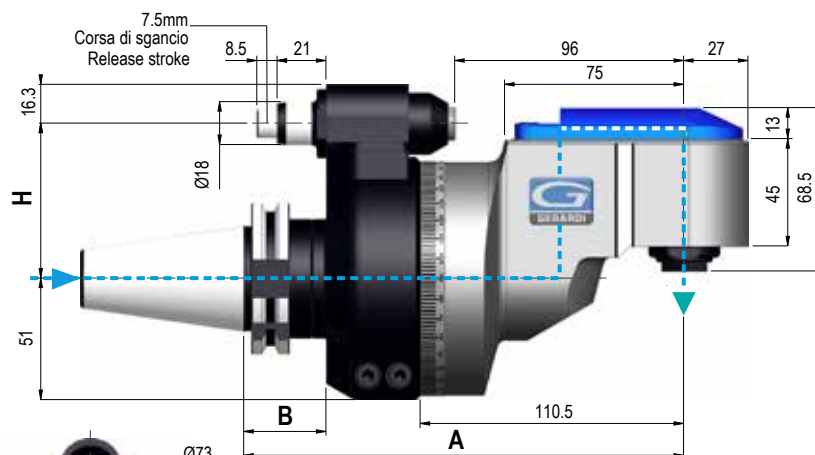
Peso - Weight: Kg



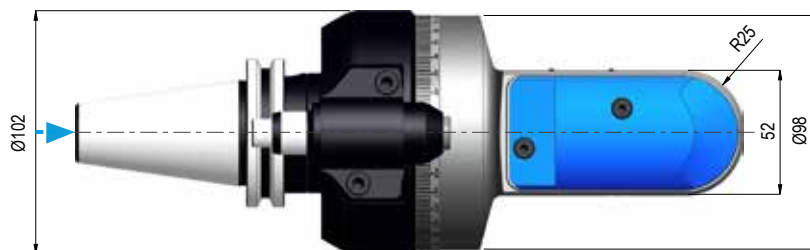
OPZIONI - OPTIONS

- ER40 (optional)
- USCITA OUTPUT HSK 63 (optional)
- CAPTO C5 (optional)
- PINZA COLLET ER 40 WP (only 10BAR) (optional)

FR90-10 70BAR TYPE 1
CODE 9.FR9.100B0



ROTAZIONE A SECCO - DRY RUNNING
NON POSSIBILE - NOT POSSIBLE!



REFR. DAL PERNO - COOLANT THROUGH PIN 10 BAR



Ratio
1:1



ISO/BT40
6,2 Kg
ISO/BT50
8,7 Kg



Rpm
6.000



Ø10



N 500



M8



Nm 22



ER16 WP
Ø 1/10

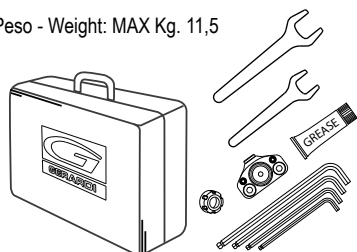
Senso di rotazione uguale al mandrino
Direction of rotation opposite to machine spindle

DISASSATE PER LAVORAZIONI IN SPAZI RISTRETTI - OFFSETS FOR THE MACHINING IN NARROW SPACES

| | SK DIN 69871 | | | CAT ANSI B5.50 | | BT MAS 403 | | HSK DIN 69893 | | | CAPTO ISO 26623 | | | KM | | | ISO DIN 2080 | | | | | | |
|---------------------------------|-----------------|-----|----------|-------------------|----------|---------------|----------|------------------|----------|----------|--------------------|----------|----------|----------|------------|------------|-----------------|----------|-------|--|-------|----|--|
| | 30 | 40 | 50 | 40 | 50 | 40 | 50 | 63 | 80 | 100 | C5 | C6 | C8 | 63 | 80 | 100 | 40 | 50 | | | | | |
| Grandezza - Size | optional | std | optional | std | optional | std | optional | optional | optional | optional | optional | optional | optional | optional | on request | on request | optional | optional | | | | | |
| Prezzi Extra € Extra Price € | | | | | | | | | | | | | | | | | | | | | | | |
| H | Standard | Ø18 | 65 / 80 | 80 | 65 / 80 | 80 | 65 / 80 | 80 | 65 / 80 | 80 | 65/80 | 80 | 65 / 80 | 80 | 65 / 80 | 80 | 65 / 80 | 80 | | | | | |
| * H | 110 Type 1-2 | Ø18 | Ø18 | Ø18 | Ø18 | Ø18 | Ø18 | Ø18 | Ø18 | Ø18 | Ø18 | Ø18 | Ø18 | Ø18 | Ø18 | Ø18 | Ø18 | Ø18 | | | | | |
| H | 110 Type 3 | Ø28 | Ø18 | Ø28 | Ø18 | Ø28 | Ø18 | Ø28 | Ø18 | Ø28 | Ø18 | Ø28 | Ø18 | Ø28 | Ø18 | Ø28 | Ø18 | Ø28 | | | | | |
| A | 184,5 | | | 184,5 | | 184,5 | | 192,5 | | 193,5 | | | 188,5 | | | 184,5 | | | 157,5 | | 160,5 | | |
| B | 35 | | | 35 | | 35 | | 43 | | 44 | | | 46 | | | 39 | | | 13 | | | 13 | |

**DOTAZIONE STANDARD
STANDARD EQUIPMENT**

Peso - Weight: MAX Kg. 11,5



OPZIONI - OPTIONS



USCITA
OUTPUT

Weldon Ø 6/16

optional



PINZA
COLLET

ER16 WP Ø3/10

optional



INTERASSE
PITCH

H=110mm

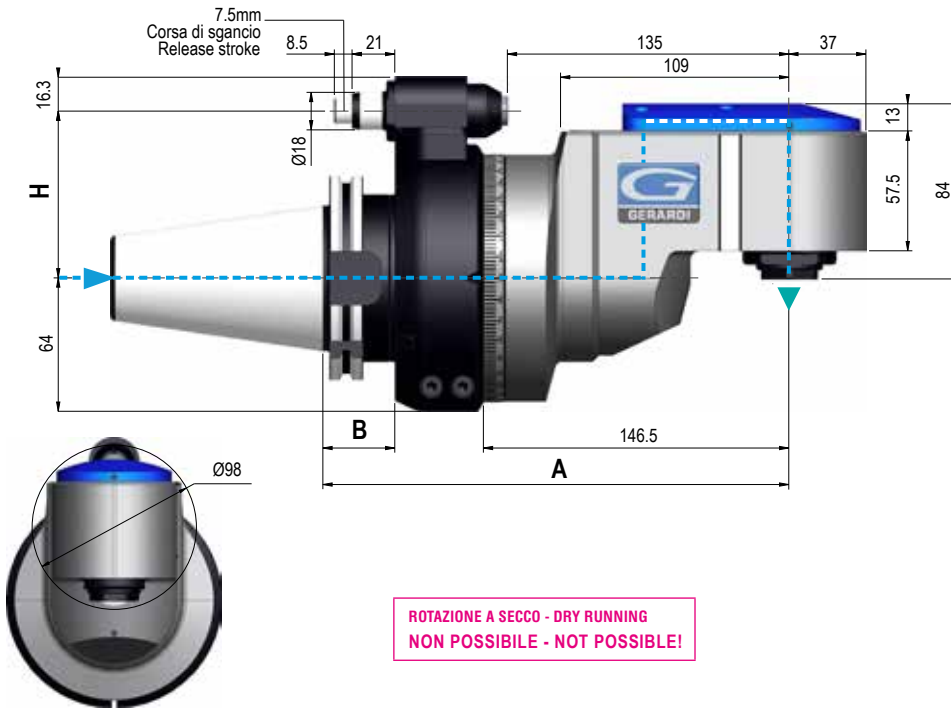
optional

SENZA PASSAGGIO
REFRIGERANTE
NO INTERNAL
COOLANT

optional

FR90-16 70BAR TYPE 2

CODE 9.FR9.160B0



REFR. DAL PERNO - COOLANT THROUGH PIN 10 BAR

- Ratio 1:1
- ISO/BT50 11,7 Kg
- Rpm 4.000
- Ø16
- N 810
- M12
- Nm 80
- ER25 WP Ø 1/16

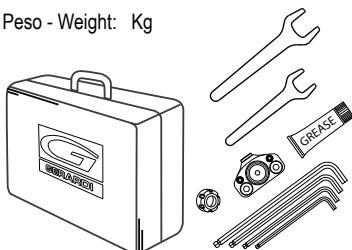
Senso di rotazione contrario al mandrino
Direction of rotation opposite to machine spindle

DISASSATE PER LAVORAZIONI IN SPAZI RISTRETTI - OFFSETS FOR THE MACHINING IN NARROW SPACES

| | SK DIN 69871 | CAT ANSI B5.50 | BT MAS 403 | HSK DIN 69893 | CAPTO ISO 26623 | KM | ISO DIN 2080 | | |
|---------------------------------|-----------------|-------------------|---------------|------------------|--------------------|----------|-----------------|----------|----------|
| Grandezza - Size | 50 | 50 | 50 | 80 | 100 | C8 | 80 | 100 | 50 |
| Prezzi Extra € Extra Price € | std | optional | std | optional | optional | optional | on request | optional | optional |
| H Standard | Ø18 | 80 | 80 | 80 | 80 | 80 | 80 | 80 | 80 |
| H 110 Type 1-2 | Ø18 | Ø18 | Ø18 | Ø18 | Ø18 | Ø18 | Ø18 | Ø18 | Ø18 |
| H 110 Type 3 | Ø28 | Ø28 | Ø28 | Ø28 | Ø28 | Ø28 | Ø28 | Ø28 | Ø28 |
| A | 223,5 | 223,5 | 231,5 | 232,5 | 227,5 | 223,5 | 199,5 | | |
| B | 35 | 35 | 43 | 46 | - | - | 16 | | |

DOTAZIONE STANDARD STANDARD EQUIPMENT

Peso - Weight: Kg



OPZIONI - OPTIONS



HSK 32

optional



USCITA
OUTPUT

Weldon Ø 6/16

optional



PINZA
COLLET

ER25 WP Ø3/16

optional



INTERASSE
PITCH


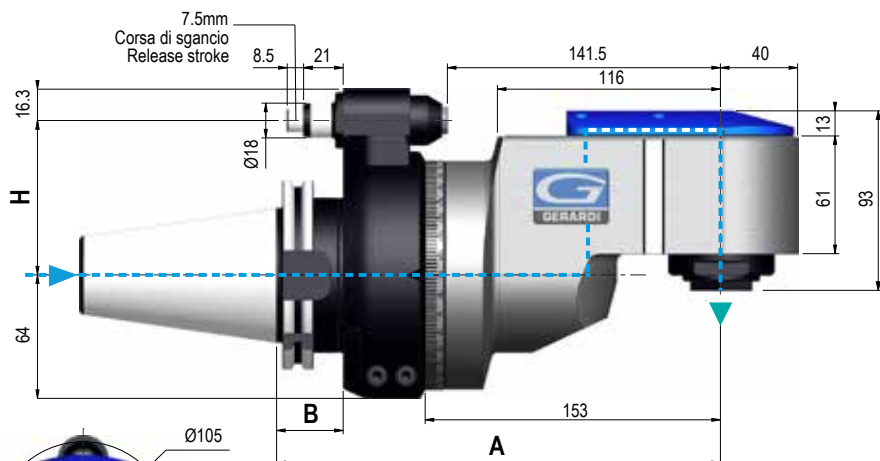
H=110mm

optional

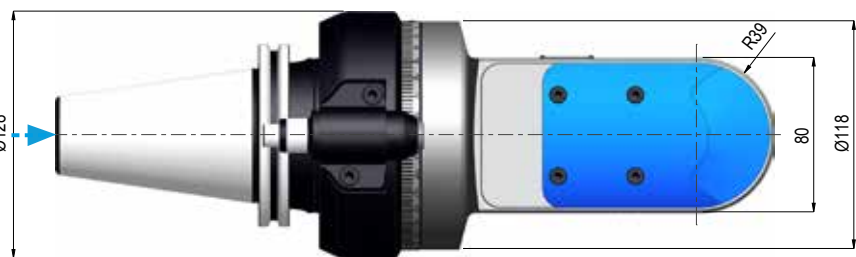
SENZA PASSAGGIO
REFRIGERANTE
NO INTERNAL
COOLANT

optional

FR90-20 70BAR TYPE 2
 CODE 9.FR9.200B0



**ROTAZIONE A SECCO - DRY RUNNING
 NON POSSIBILE - NOT POSSIBLE!**



REFR. DAL PERNO - COOLANT THROUGH PIN 10 BAR



Ratio 1:1



ISO/BT50 14,5 Kg



Rpm 3.500



Ø20



N 1.150



M14



Nm 82



ER32 WP Ø 2/20

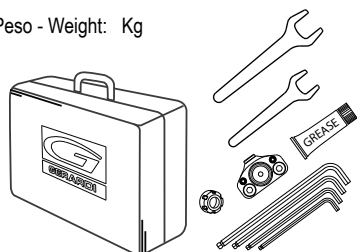
▼ Senso di rotazione uguale al mandrino
 Direction of rotation opposite to machine spindle

DISASSATE PER LAVORAZIONI IN SPAZI RISTRETTI - OFFSETS FOR THE MACHINING IN NARROW SPACES

| | SK DIN 69871 | CAT ANSI B5.50 | BT MAS 403 | HSK DIN 69893 | | CAPTO ISO 26623 | KM | | ISO DIN 2080 |
|---------------------------------|-----------------|-------------------|---------------|------------------|----------|--------------------|------------|-----|-----------------|
| Grandezza - Size | 50 | 50 | 50 | 80 | 100 | C8 | 80 | 100 | 50 |
| Prezzi Extra € Extra Price € | std | std | std | optional | optional | optional | on request | | optional |
| H Standard Ø18 | 80 | 80 | 80 | 80 | | 80 | 80 | | 80 |
| * H 110 Type 1-2 Ø18 | Ø18 | Ø18 | Ø18 | Ø18 | | Ø18 | Ø18 | | Ø18 |
| H 110 Type 3 Ø28 | Ø28 | Ø28 | Ø28 | Ø28 | | Ø28 | Ø28 | | Ø28 |
| A | 230 | 230 | 238 | 239 | | 234 | 230 | | 203 |
| B | 35 | 35 | 43 | 46 | | - | - | | 16 |

**DOTAZIONE STANDARD
 STANDARD EQUIPMENT**

Peso - Weight: Kg



OPZIONI - OPTIONS



HSK 50

optional



USCITA
OUTPUT

Weldon Ø 6/20

optional



PINZA
COLLET

ER32 WP Ø3/20

optional



INTERASSE
PITCH

H=110mm

optional

SENZA PASSAGGIO
REFRIGERANTE
NO INTERNAL
COOLANT

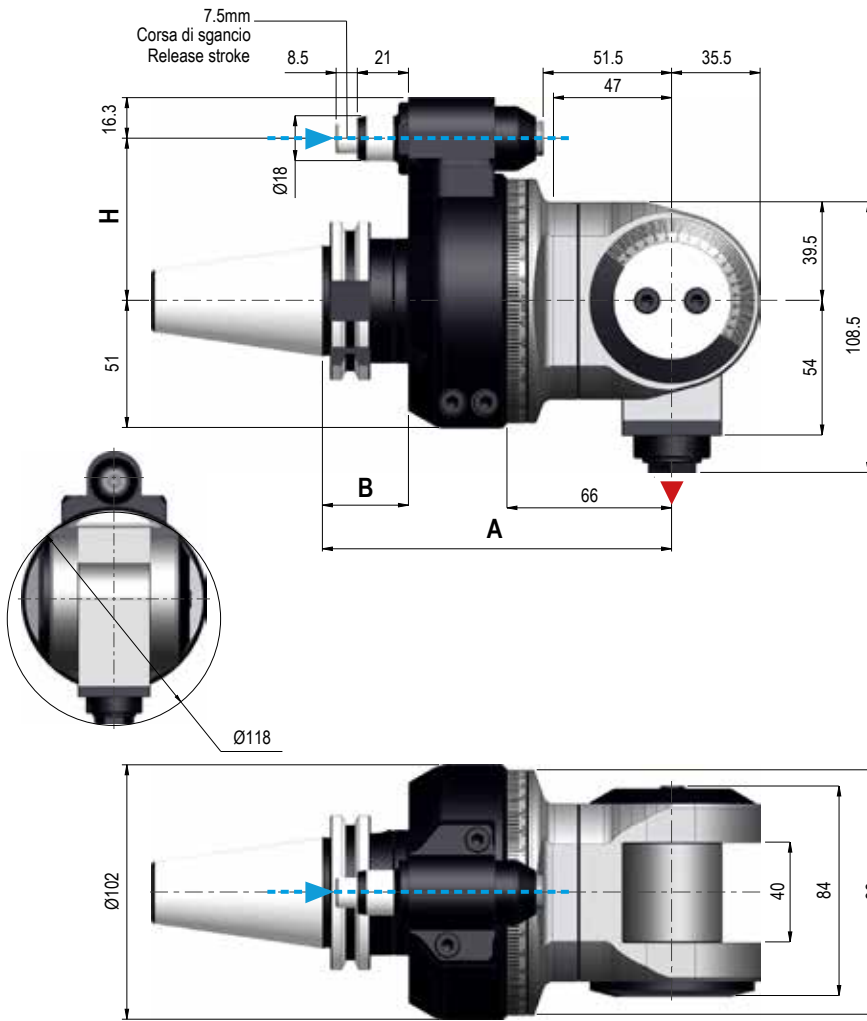
optional

FMU-10

TYPE 1

CODE

9.FMU.10000



REFR. DAL PERNO - COOLANT THROUGH PIN 10 BAR

- Ratio 1:1
- ISO/BT40 6,3 Kg
ISO/BT50 8,8 Kg
- Rpm 4.000
- Ø13
- N 550
- M10
- Nm 9
- ER16 Ø 1/10

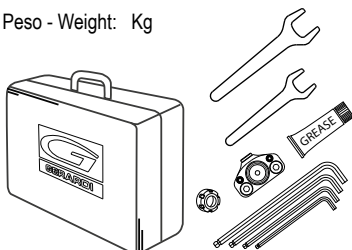
Senso di rotazione contrario al mandrino
Direction of rotation opposite to machine spindle

Serie REGOLABILE ± 90° - ADJUSTABLE series ± 90°

| | SK DIN 69871 | | | CAT ANSI B5.50 | | BT MAS 403 | | HSK DIN 69893 | | | CAPTO ISO 26623 | | | KM | | | ISO DIN 2080 | | | | | | | | |
|---------------------------------|-----------------|-----|----------|-------------------|----------|---------------|----------|------------------|----------|----------|--------------------|----------|----------|----------|------------|------------|-----------------|----------|---|-----|--|-----|--|----|--|
| | 30 | 40 | 50 | 40 | 50 | 40 | 50 | 63 | 80 | 100 | C5 | C6 | C8 | 63 | 80 | 100 | 40 | 50 | | | | | | | |
| Grandezza - Size | optional | std | optional | std | optional | std | optional | optional | optional | optional | optional | optional | optional | optional | on request | on request | optional | optional | | | | | | | |
| Prezzi Extra € Extra Price € | | | | | | | | | | | | | | | | | | | | | | | | | |
| H | 65 / 80 | 80 | 65 / 80 | 80 | 65 / 80 | 80 | 65 / 80 | 80 | 65 / 80 | 80 | 65 / 80 | 80 | 65 / 80 | 80 | 65 / 80 | 80 | 65 / 80 | 80 | | | | | | | |
| H | Ø18 | Ø18 | Ø18 | Ø18 | Ø18 | Ø18 | Ø18 | Ø18 | Ø18 | Ø18 | Ø18 | Ø18 | Ø18 | Ø18 | Ø18 | Ø18 | Ø18 | Ø18 | | | | | | | |
| H | Ø28 | Ø28 | Ø18 | Ø28 | Ø18 | Ø28 | Ø18 | Ø28 | Ø18 | Ø28 | Ø18 | Ø28 | Ø18 | Ø28 | Ø18 | Ø28 | Ø18 | Ø28 | | | | | | | |
| A | 140 | | | 140 | | 140 | | 148 | | | 149 | | | 144 | | | 140 | | | 113 | | 116 | | | |
| B | 35 | | | 35 | | 35 | | 43 | | 44 | | | 46 | | | 39 | | | - | | | 13 | | 16 | |

DOTAZIONE STANDARD STANDARD EQUIPEMENT

Peso - Weight: Kg



OPZIONI - OPTIONS



USCITA
OUTPUT
Weldon Ø6/12

optional



PINZA
COLLET
ER 16 Ø1/10

optional



INTERASSE
PITCH
H=110mm

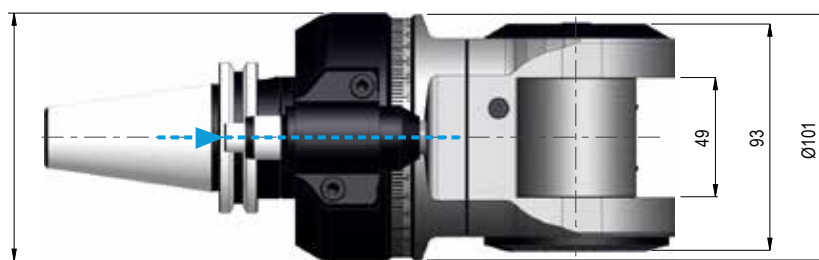
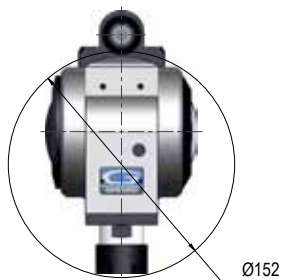
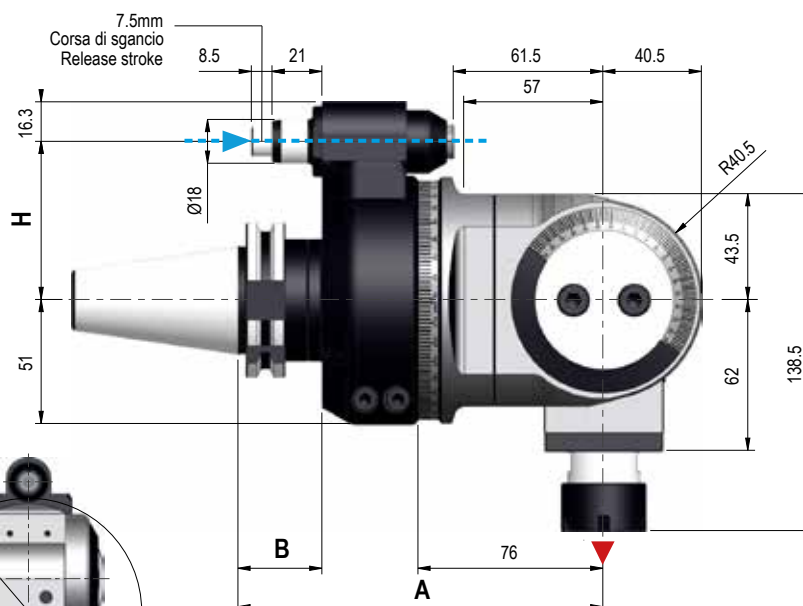
optional

FMU-16

TYPE 1

CODE

9.FMU.16000



REFR. DAL PERNO - COOLANT THROUGH PIN 10 BAR



Ratio
1:1



ISO/BT40
8,2 Kg
ISO/BT50
10,5 Kg



Rpm
3.000



Ø16



N 630



M12



Nm 15



ER25
Ø 1/16

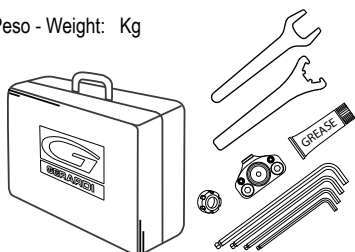
▼ Senso di rotazione uguale al mandrino
Direction of rotation opposite to machine spindle

Serie REGOLABILE ± 90° - ADJUSTABLE series ± 90°

| | SK DIN 69871 | | | CAT ANSI B5.50 | | BT MAS 403 | | HSK DIN 69893 | | | CAPTO ISO 26623 | | | KM | | | ISO DIN 2080 | |
|---------------------------------|-----------------|-----|----------|-------------------|----------|---------------|----------|------------------|----------|----------|--------------------|----------|----------|----------|------------|------------|-----------------|----------|
| | 30 | 40 | 50 | 40 | 50 | 40 | 50 | 63 | 80 | 100 | C5 | C6 | C8 | 63 | 80 | 100 | 40 | 50 |
| Grandezza - Size | optional | std | optional | std | optional | std | optional | optional | optional | optional | optional | optional | optional | optional | on request | on request | optional | optional |
| Prezzi Extra € Extra Price € | | | | | | | | | | | | | | | | | | |
| H | Standard | Ø18 | 65 / 80 | 80 | 65 / 80 | 80 | 65 / 80 | 80 | 65 / 80 | 80 | 65/80 | 80 | 65 / 80 | 80 | 65 / 80 | 80 | 65 / 80 | 80 |
| * H | 110 Type 1-2 | Ø18 | Ø18 | Ø18 | Ø18 | Ø18 | Ø18 | Ø18 | Ø18 | Ø18 | Ø18 | Ø18 | Ø18 | Ø18 | Ø18 | Ø18 | Ø18 | Ø18 |
| H | 110 Type 3 | Ø28 | Ø18 | Ø28 | Ø18 | Ø28 | Ø18 | Ø28 | Ø18 | Ø28 | Ø18 | Ø28 | Ø18 | Ø28 | Ø18 | Ø28 | Ø18 | Ø28 |
| A | | | 150 | | 150 | | 150 | 158 | | 159 | | 154 | | 150 | | 120 | | 123 |
| B | | | 35 | | 35 | | 35 | 43 | 44 | 46 | | 39 | | | | 13 | | 16 |

**DOTAZIONE STANDARD
STANDARD EQUIPMENT**

Peso - Weight: Kg



OPZIONI - OPTIONS



USCITA
OUTPUT

Weldon Ø6/16

optional



PINZA
COLLET

ER 25 Ø1 / 16

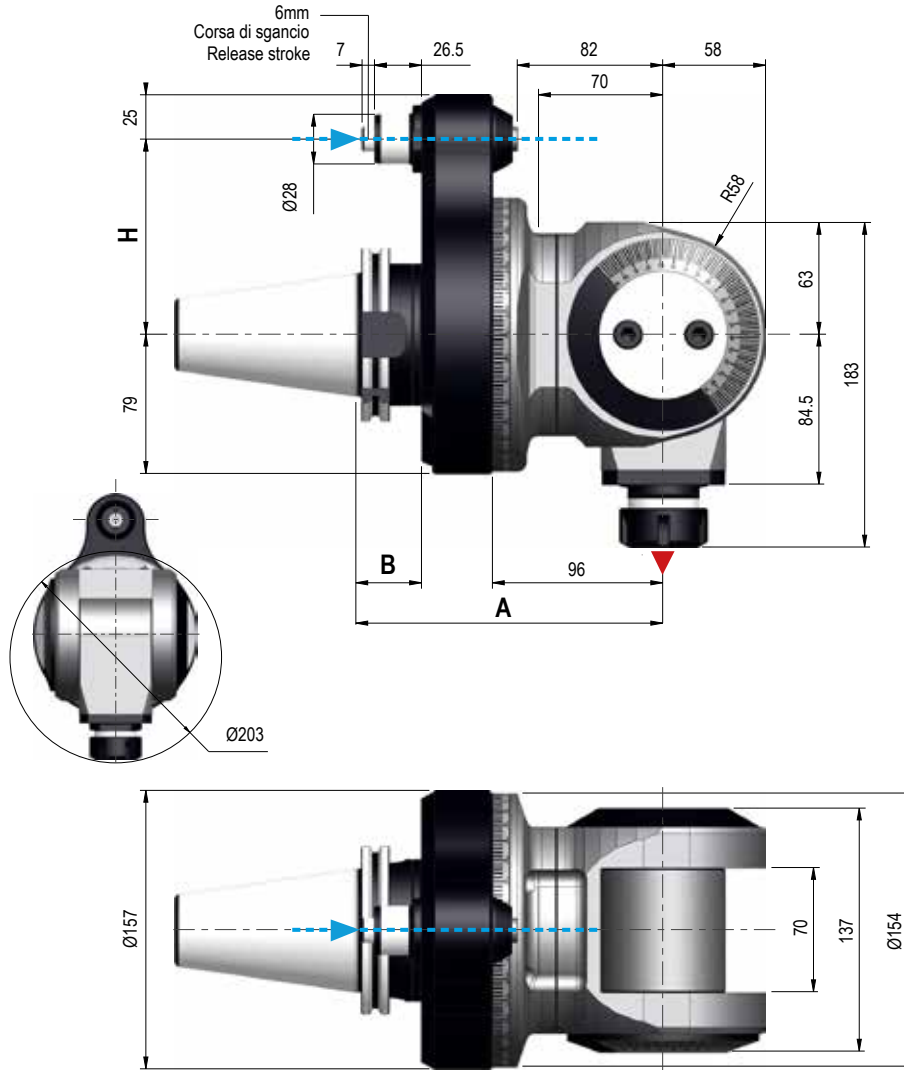
optional



INTERASSE
PITCH

H=110mm

optional



FMU-20

TYPE 3

CODE

9.FMU.20000



REFR. DAL PERNO - COOLANT THROUGH PIN 10 BAR



Ratio
1:1



ISO/BT50
22 Kg



Rpm
2.500



Ø20



N 1.740



M16



Nm 48



ER 32
Ø 2/20

▼ Senso di rotazione contrario al mandrino
Direction of rotation opposite to machine spindle

Serie REGOLABILE ± 90° - ADJUSTABLE series ± 90°

| | SK DIN 69871 | CAT ANSI B5.50 | BT MAS 403 | HSK DIN 69893 | CAPTO ISO 26623 | KM | ISO DIN 2080 | | |
|---------------------------------|-----------------|-------------------|---------------|------------------|--------------------|----------|-----------------|-----|----------|
| Grandezza - Size | 50 | 50 | 50 | 80 | 100 | C8 | 80 | 100 | 50 |
| Prezzi Extra € Extra Price € | std | optional | std | optional | optional | optional | on request | | optional |
| H Standard Ø28 | 110 | 110 | 110 | 110 | 110 | 110 | 110 | 110 | 110 |
| A | 173 | 173 | 181 | 182 | 177 | 173 | 173 | 149 | 149 |
| B | 37 | 37 | 45 | 48 | - | - | - | 16 | 16 |

DOTAZIONE STANDARD STANDARD EQUIPMENT

Peso - Weight: MAX Kg. 45



OPZIONI - OPTIONS



ER 40



HSK 50



Weldon Ø6/20



ER 32 Ø2 / 20

PINZA
COLLET

ER 40 Ø3 / 30

-

optional

optional

optional

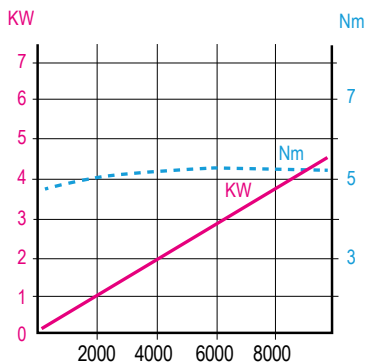
optional

GRAFICI PRESTAZIONI serie ATC

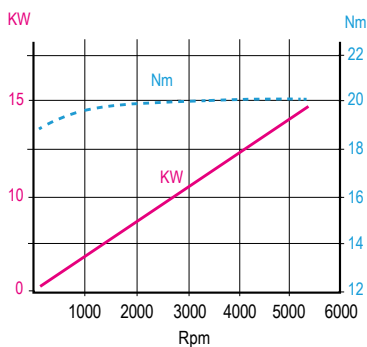
ATC series GRAPHICS PERFORMANCES

2

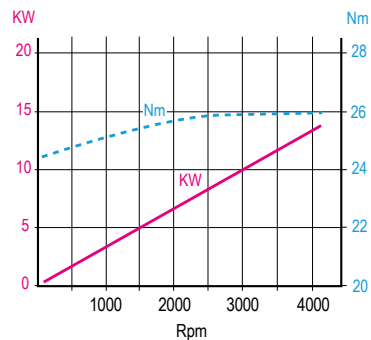
FL90-7



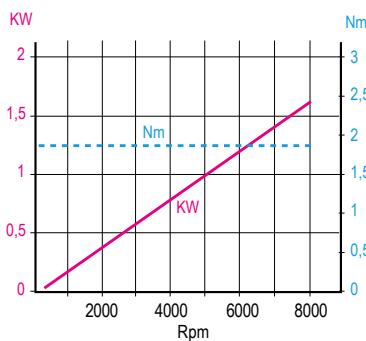
FL90-13



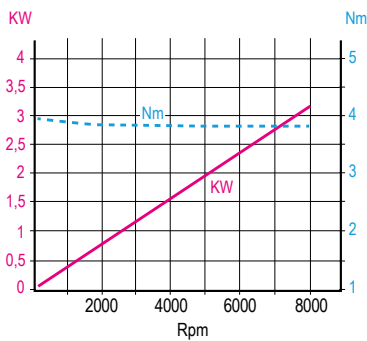
FL90-16



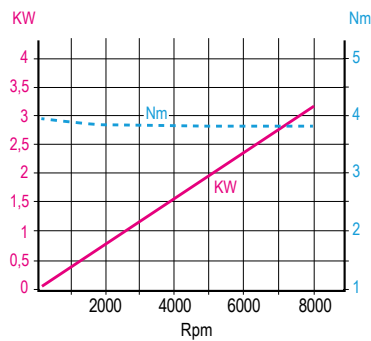
FS90-3 / 3L



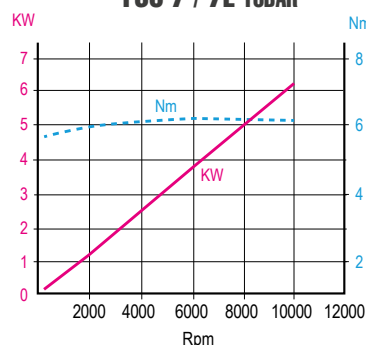
FS90-4 / 4L



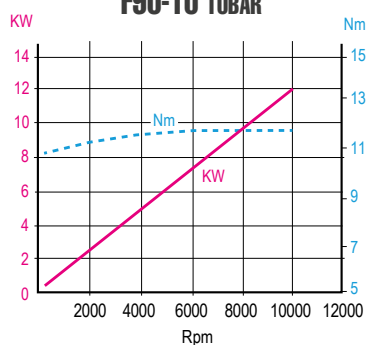
FS90-6 / 6L



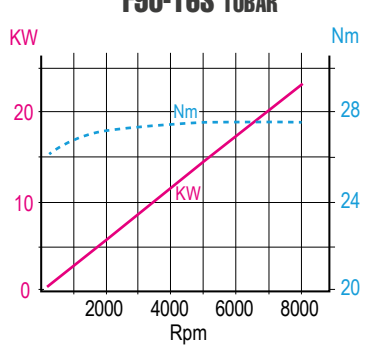
F90-7 / 7L
F90-7 / 7L 10BAR



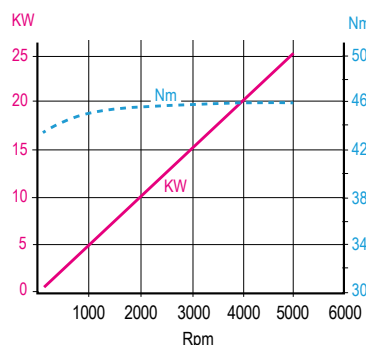
F90-10 / 10L
F90-10 10BAR



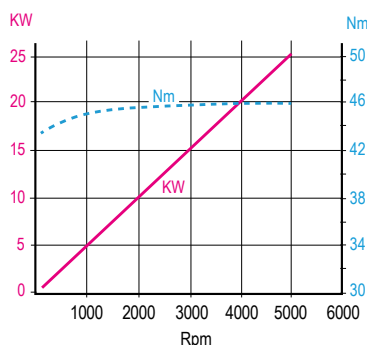
F90-16S
F90-16S 10BAR



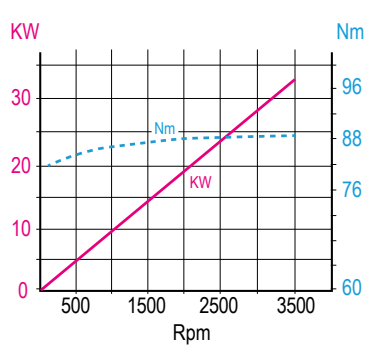
F90-20S



F90-16 / 16L
F90-16 10BAR

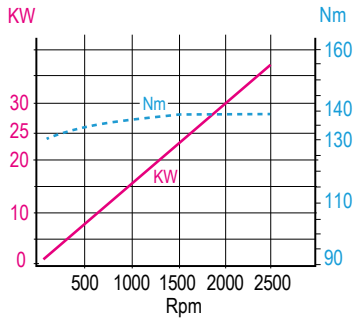


F90-20
F90-20 10BAR

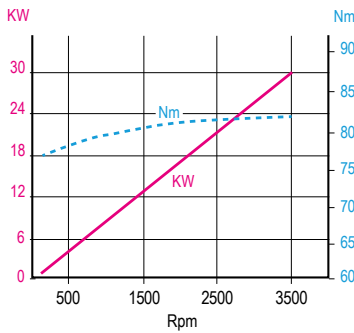


GRAFICI PRESTAZIONI serie ATC ATC series GRAPHICS PERFORMANCES

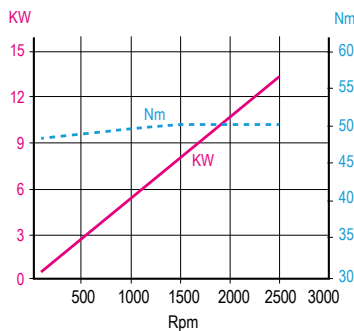
F90-S40
F90-S40 70BAR



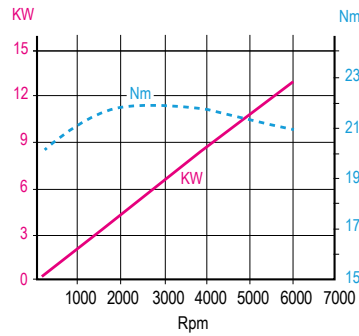
FR90-20 70BAR



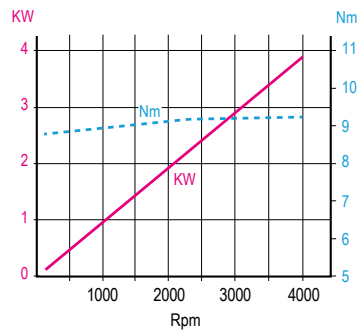
FMU-20



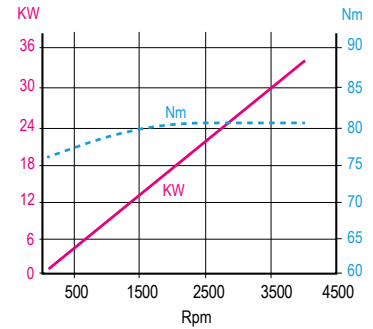
FR90-10 70BAR



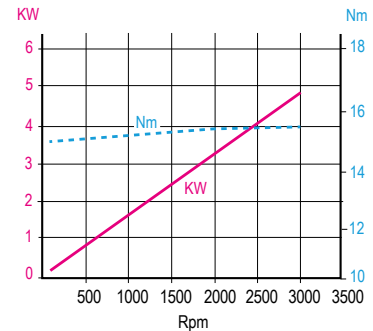
FMU-10



FR90-16 70BAR



FMU-16

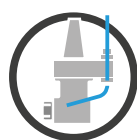


Dai grafici raffigurati è possibile ricavare in modo approssimativo la coppia e la potenza disponibili per ogni tipo di testa in relazione al numero di giri utilizzato.
Esempio: una testa F90-7 che lavora a 6000 RPM e ha a disposizione una coppia di 5Nm e una potenza di 3,8Kw.


The torque and power capacity of each head relative to PPM can be derived from the graphs shown.
For instance: a G90-7 head rotating at 6000 RPM can transmit a torque of 5Nm and a power of 3,8Kw.

OPZIONE REFRIGERANTE serie ATC INTERNAL COOLANT OPTION ATC series

2

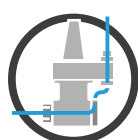


10bar



Perno »
Positioning Pin »

Passaggio refrigerante 10bar.
Dal perno.
Coolant 10bar through the positioning pin.



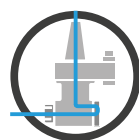
10bar



Perno » Distributore » Utensile
Positioning Pin » Rotating Distributor » Tool

Passaggio refrigerante interno 10bar dal perno
e attraverso il distributore rotante
Internal coolant 10bar by the positioning pin
and through the distributor

ROTAZIONE A SECCO - DRY RUNNING
POSSIBILE - POSSIBLE



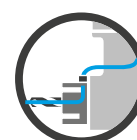
70bar



Cono » Distributore » Utensile
Shank » Rotating Distributor » Tool

Passaggio refrigerante interno 70bar dal
cono e attraverso il distributore rotante
Internal coolant 40bar by the shank
and through the distributor

ROTAZIONE A SECCO - DRY RUNNING
NON POSSIBILE - NOT POSSIBLE



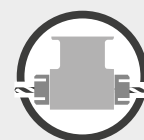
10bar



Perno » Ghiera » Utensile
Positioning Pin » Nut » Tool

Passaggio refrigerante interno per
mezzo della ghiera THRU COOL
Internal coolant by the special nut
THRU COOL nut

OPZIONE DOPPIA USCITA serie ATC DOUBLE OUTPUT OPTION ATC series



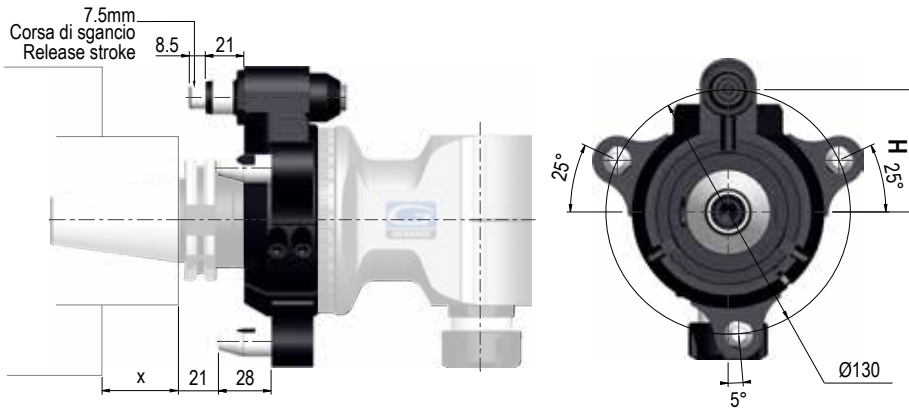
Disponibile per i modelli - Available for following types:

| MODELLO MODEL | USCITA OUTPUT | A | B | |
|------------------|------------------|-----|-------|--|
| F90-7 | ER-11 | 55 | 97 | |
| F90-7L | ER-11 | | | |
| F90-10 | ER-16 | 67 | 127,5 | |
| F90-10L | ER-16 | | | |
| F90-16S | | 90 | 157 | |
| F90-16 | ER-25 | 98 | 170 | |
| F90-16L | ER-25 | | | |
| F90-20S | | | | |
| F90-20 | ER-32 ER-32 | 118 | 193 | |
| F90-S30 | ER-40 ER-40 | 141 | 226 | |



Teste Angolari ATC doppia uscita - Double output ATC angle heads

Sistema antirotante MULTIPOINT MULTIPOINT antirotation system



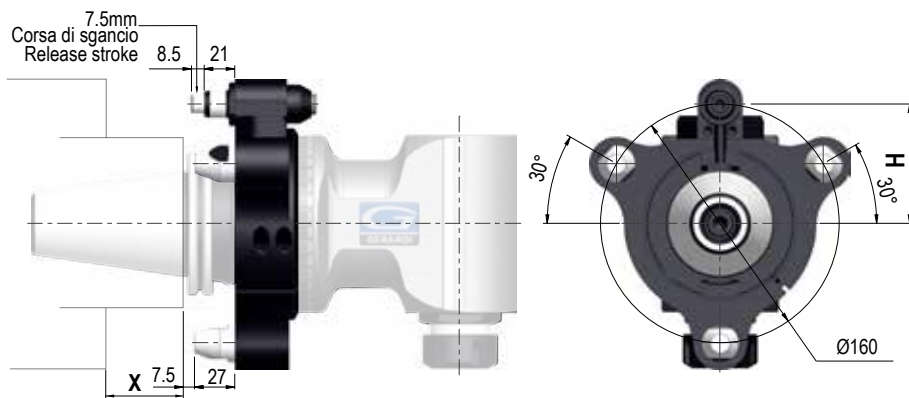
TYPE 1

CODE 9.GAT1./...*

Teste ad angolo con interasse H=65
Angle heads with centre distance H=65

| | | | | |
|------------|-------|-------|-------|----------------------------|
| Coni Shank | | | | Solo flangia Only Flange** |
| | SK 40 | BT 40 | BT 50 | |

**In caso di acquisto contestuale alla testa angolare
In case of purchase together with angle head



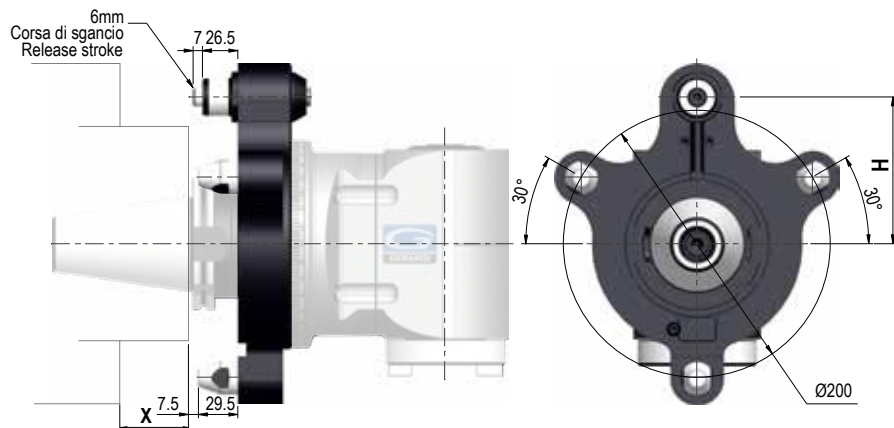
TYPE 2

CODE 9.GAT2./...*

Teste ad angolo con interasse H=80
Angle heads with centre distance H=80

| | | | | | |
|------------|-------|-------|--------|--------|----------------------------|
| Coni Shank | | | | | Solo flangia Only Flange** |
| | SK 50 | BT 50 | CAT 50 | HSK 80 | |

**In caso di acquisto contestuale alla testa angolare
In case of purchase together with angle head



TYPE 3

CODE 9.GAT3./...*

Teste ad angolo con interasse H=110
Angle heads with centre distance H=110

| | | | |
|------------|-------|-------|----------------------------|
| Coni Shank | | | Solo flangia Only Flange** |
| | SK 50 | BT 50 | |

**In caso di acquisto contestuale alla testa angolare
In case of purchase together with angle head



Il sistema antirotante MULTIPOINT è composto da 4 punti d'appoggio di cui uno standard e tre supplementari ed è stato studiato per i seguenti motivi:

- Garantire una rigidità superiore allo standard
- Poter eseguire lavorazioni pesanti
- Annullare ogni tipo di vibrazione
- Applicabile ad ogni tipo di mandrino macchina

The anti-rotation MULTIPOINT system is made of 4 brace points (one standard and 3 additional) for:

- Granting a higher than standard rigidity
- Allowing heavy duty machining
- Avoiding any type of vibration
- Mounting on any type of machine spindle



* In fase di ordine specificare tipo di cono e grandezza. ESEMPIO : Flangia MULTIPOINT per testa tipo3 con cono SK50 = 9.GAT3.SK50
In case of order specify shank type and size. EXAMPLE : MULTIPOINT flange for angle head type3 with SK50 shank = 9.GAT3.SK50

MTC SERIES


CAMBIO UTENSILE MANUALE - **MANUAL TOOL CHANGE**

DESIGN

Il Design compatto, insieme alle specifiche descritte, consente: alte performances, elevate velocità, lunga durata degli utensili.

The Compact design, along with mentioned specifications, allows: highest performances, high speeds, long tools life

2



CUSCINETTI - BEARINGS

Cuscinetti a sfera a contatto obliquo in classe di precisione ABEC 9

Angular contact preloaded ball bearings of precision class ABEC 9



INGRANAGGI - GEARS

Ingranaggi Gleason con evolvente rettificato: massime performances e minori vibrazioni

Gleason ground spiral bevel gears maximum performances and minimum vibration




MTC SERIES

CAMBIO UTENSILE MANUALE - MANUAL TOOL CHANGE



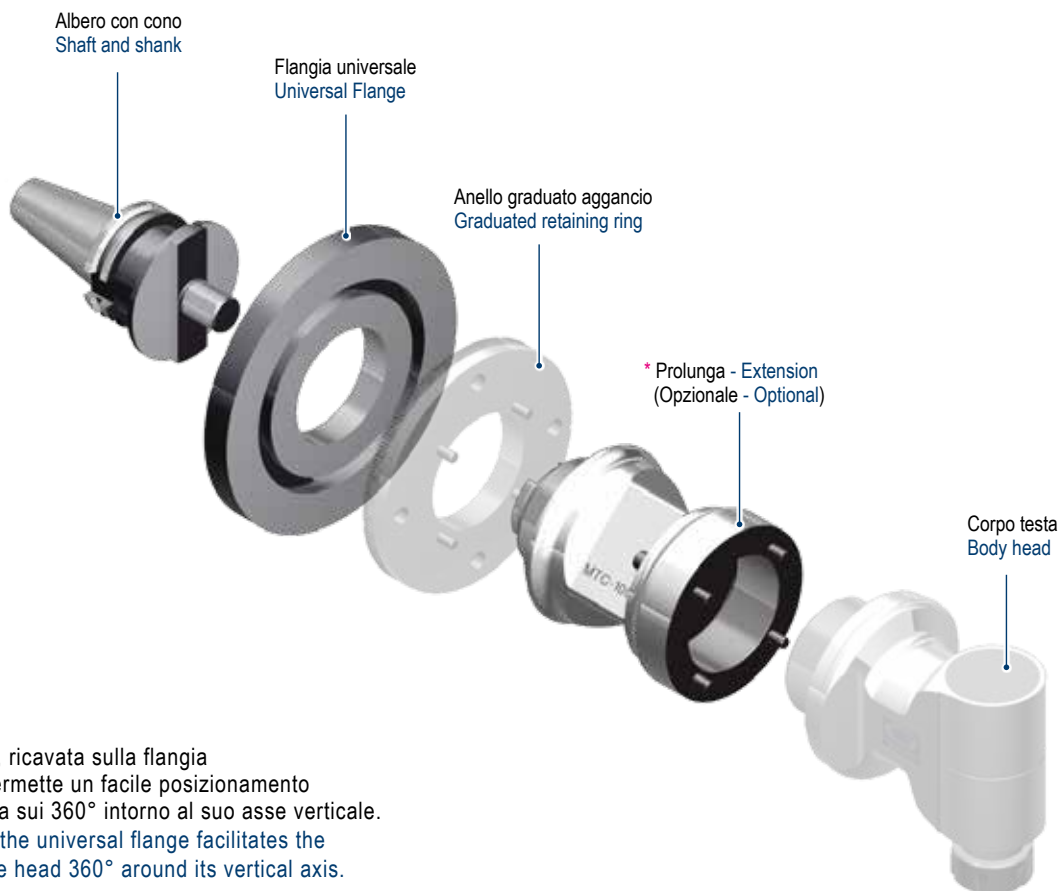
Serie F90 - F90 Series

La serie ideale per fresature, forature e maschiature a $\pm 90^\circ$
The ideal series for milling, drilling and tapping at $\pm 90^\circ$



Serie G90L - G90L Series

La serie di teste angolari lunghe per lavorazioni più in profondità
Long angle head series for machining at deep positions



La cava a "T", ricavata sulla flangia universale, permette un facile posizionamento del corpo testa sui 360° intorno al suo asse verticale.
The T-slot on the universal flange facilitates the positioning the head 360° around its vertical axis.

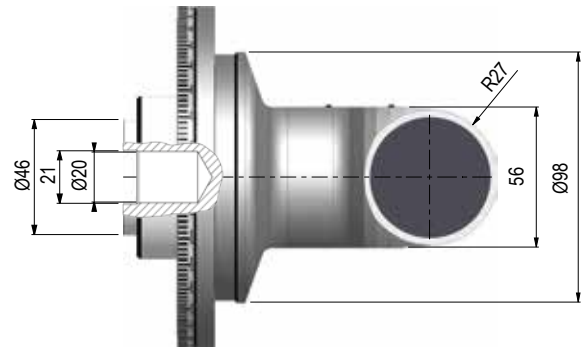
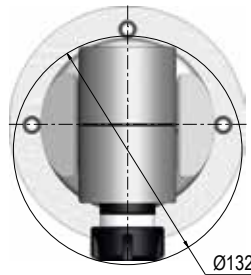
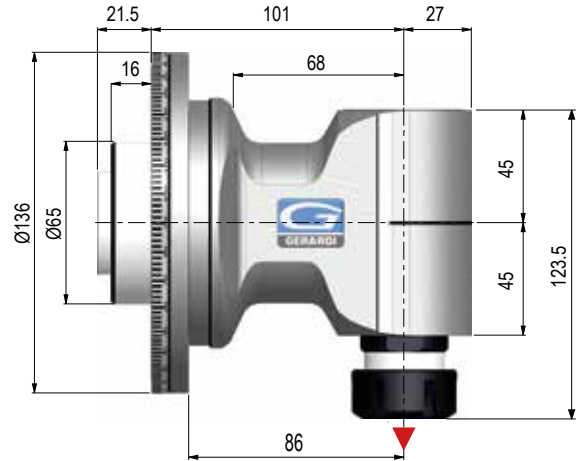
Un sistema modulare componibile, rende possibile variare la lunghezza del corpo testa aggiungendo l'elemento di *prolunga (Opzionale), max 3 elementi di prolunga.
The modular system makes it possible to extend the length of the body by adding a *extension (Optional), max 3 extensions admitted.

F90-16S

TYPE 1

CODE

9.F90.16S01



Ratio
1:1



ISO/BT40
6,4 Kg
ISO/BT40
8,7 Kg



Rpm
8.000



Ø16



N 810



M20



Nm 27



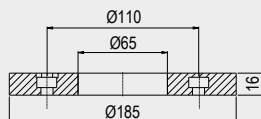
ER 25
Ø 1/16

▼ Senso di rotazione contrario al mandrino
Direction of rotation opposite to machine spindle

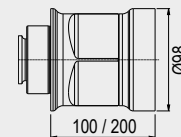
ALTA VELOCITÀ INCLUSA 8.000 Rpm - HIGH SPEED INCLUDED 8.000 Rpm

| Grandezza - Size | SK DIN 69871 | | | CAT ANSI B5.50 | | BT MAS 403 | | HSK DIN 69893 | | | CAPTO ISO 26623 | | | KM | | | ISO DIN 2080 | | |
|---------------------------------|-----------------|-----|----------|-------------------|----------|---------------|----------|------------------|----------|----------|--------------------|----------|----------|----------|------------|------------|-----------------|-----|----------|
| | 30 | 40 | 50 | 40 | 50 | 40 | 50 | 63 | 80 | 100 | C5 | C6 | C8 | 63 | 80 | 100 | 30 | 40 | 50 |
| Prezzi Extra € Extra Price € | optional | std | optional | std | optional | std | optional | optional | optional | optional | optional | optional | optional | optional | on request | on request | std | std | optional |

Flangia Universale
Universal Flange
TIPO - TYPE 1




Prolunga - Extension
TIPO - TYPE 1



DOTAZIONE STANDARD
STANDARD EQUIPEMENT

Peso - Weight: Kg



OPZIONI - OPTIONS



REFR. INT
INT. COOL

On request



Weldon
Ø6/16

optional



Toolholder
Ø16

optional



DOPPIA USCITA
DOUBLE OUTPUT
ER25 - ER25

optional



PINZA
COLLET
ER25 - Ø1 / 16

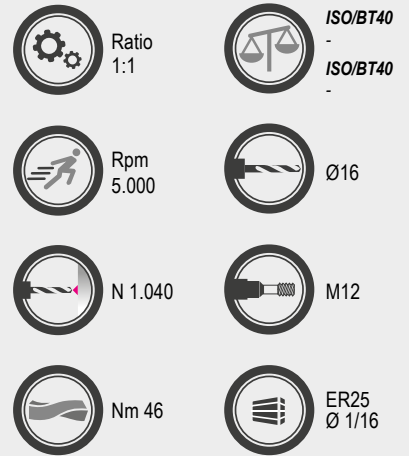
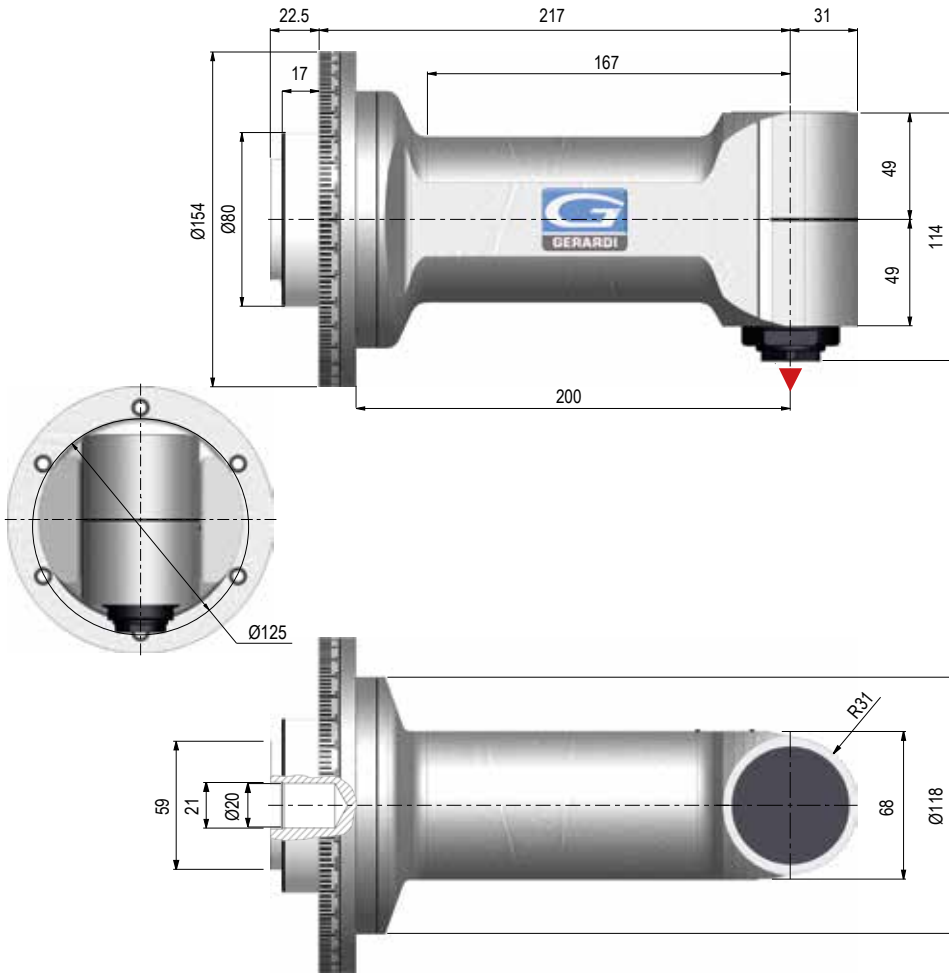
optional

F90-16L

TYPE 2

CODE

9.F90.16L01

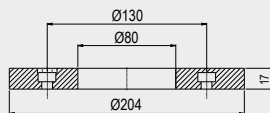


ADATTA PER LAVORAZIONI PESANTI - HIGH TORQUE FOR HEAVY DUTIES MACHINING

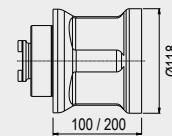
Senso di rotazione contrario al mandrino
Direction of rotation opposite to machine spindle

| Grandezza - Size | SK DIN 69871 | | | CAT ANSI B5.50 | | | BT MAS 403 | | HSK DIN 69893 | | | CAPTO ISO 26623 | | | KM | | | ISO DIN 2080 | | |
|---------------------------------|-----------------|-----|----------|-------------------|----------|-----|---------------|----------|------------------|----------|----------|--------------------|----------|----------|------------|------------|-----|-----------------|----------|--|
| | 30 | 40 | 50 | 40 | 50 | 40 | 50 | 63 | 80 | 100 | C5 | C6 | C8 | 63 | 80 | 100 | 30 | 40 | 50 | |
| Prezzi Extra € Extra Price € | optional | std | optional | std | optional | std | optional | optional | optional | optional | optional | optional | optional | optional | on request | on request | std | std | optional | |

Flangia Universale
Universal Flange
TIPO - TYPE 2




Prolunga - Extension
TIPO - TYPE 2



DOTAZIONE STANDARD
STANDARD EQUIPEMENT

Peso - Weight: Kg



OPZIONI - OPTIONS



REFR. INT
INT. COOL

On request



USCITA
OUTPUT
HSK 32

optional



USCITA
OUTPUT
Weldon Ø6/12

optional



USCITA
OUTPUT
Toolholder
Ø16-22-27-32

optional



DOPPIA USCITA
DOUBLE OUTPUT
ER25 - ER25

optional



PINZA
COLLET
ER25 - Ø1 / 16

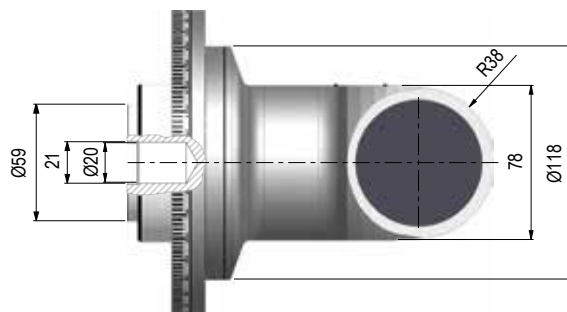
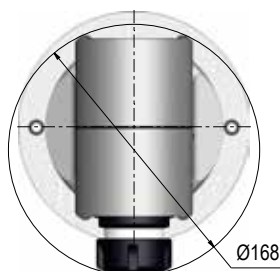
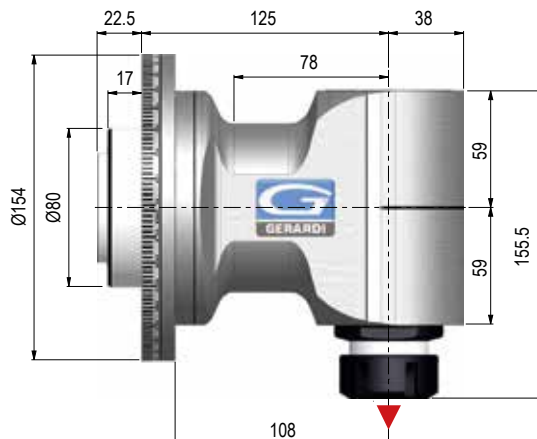
optional

F90-20

TYPE 2

CODE

9.F90.20001



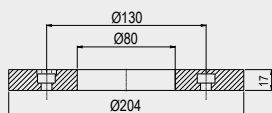
- Ratio 1:1
- ISO/BT40 - Kg
- ISO/BT40 - Kg
- Rpm 3.500
- Ø20
- N 1.460
- M14
- Nm 85
- ER 32 Ø 2/20

Senso di rotazione contrario al mandrino
Direction of rotation opposite to machine spindle

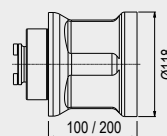
ADATTA PER LAVORAZIONI PESANTI - HIGH TORQUE FOR HEAVY DUTIES MACHINING

| Grandezza - Size | SK DIN 69871 | | | CAT ANSI B5.50 | | BT MAS 403 | | HSK DIN 69893 | | | CAPTO ISO 26623 | | | KM | | | ISO DIN 2080 | | |
|---------------------------------|-----------------|-----|----------|-------------------|----------|---------------|----------|------------------|----------|----------|--------------------|----------|----------|----------|------------|------------|-----------------|-----|----------|
| | 30 | 40 | 50 | 40 | 50 | 40 | 50 | 63 | 80 | 100 | C5 | C6 | C8 | 63 | 80 | 100 | 30 | 40 | 50 |
| Prezzi Extra € Extra Price € | optional | std | optional | std | optional | std | optional | optional | optional | optional | optional | optional | optional | optional | on request | on request | std | std | optional |

Flangia Universale
Universal Flange
TIPO - TYPE 2




Prolunga - Extension
TIPO - TYPE 2



DOTAZIONE STANDARD STANDARD EQUIPMENT

Peso - Weight: Kg



OPZIONI - OPTIONS

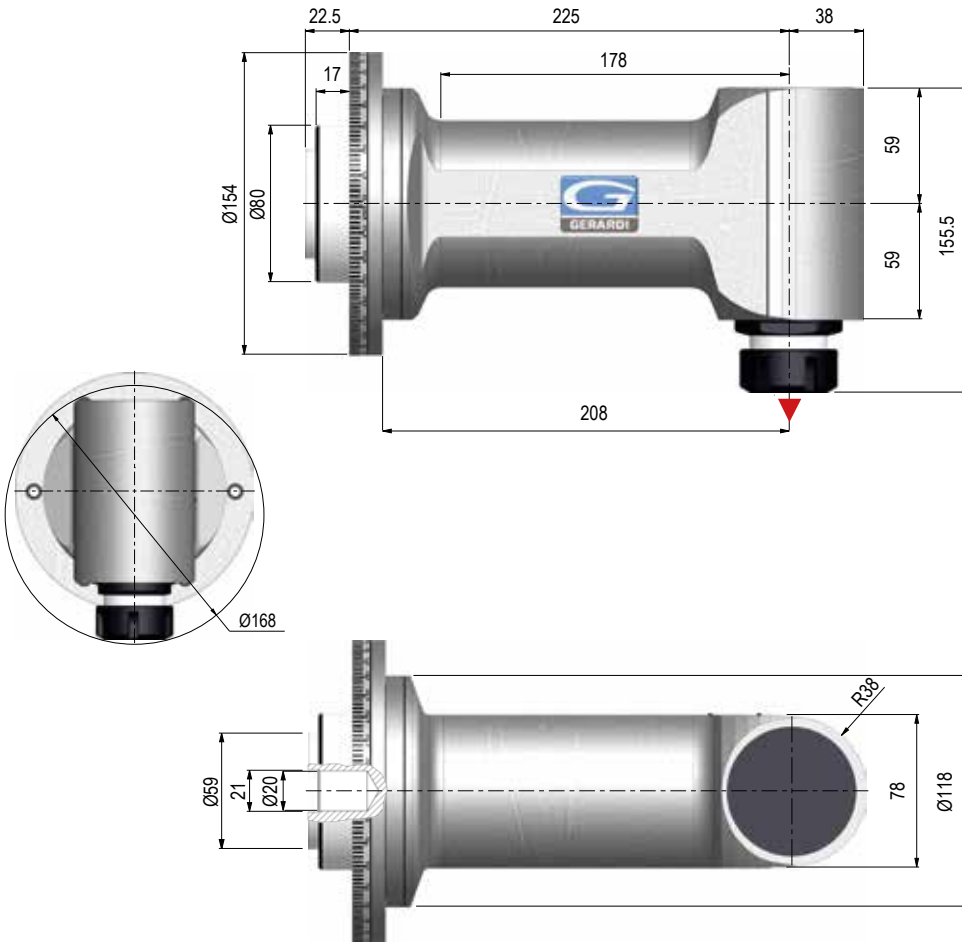
| REFR. INT INT. COOL | USCITA - OUTPUT | | | | | | DOPPIA USCITA DOUBLE OUTPUT | PINZA COLLET |
|------------------------|-----------------|----------|----------|---------------|--------------|----------------------|--------------------------------|-------------------------|
| optional | ER 40 | HSK 40 | CAPTO C4 | ISO-CAT-BT 30 | Weldon Ø6/22 | Toolholder Ø22-27-32 | ER32 - ER32 | ER32 - Ø2 / 20 ER-40 |
| | optional | optional | optional | optional | optional | optional | optional | |

F90-20L

TYPE 2

CODE

9.F90.20L01

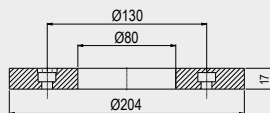


ADATTA PER LAVORAZIONI PESANTI - HIGH TORQUE FOR HEAVY DUTIES MACHINING

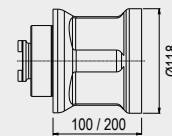
▼ Senso di rotazione uguale al mandrino
Direction of rotation opposite to machine spindle

| Grandezza - Size | SK DIN 69871 | | | CAT ANSI B5.50 | | | BT MAS 403 | | | HSK DIN 69893 | | | CAPTO ISO 26623 | | | KM | | | ISO DIN 2080 | | |
|---------------------------------|-----------------|-----|----------|-------------------|----------|--|---------------|----------|--|------------------|----------|----------|--------------------|----------|----------|----------|------------|------------|-----------------|-----|----------|
| | 30 | 40 | 50 | 40 | 50 | | 40 | 50 | | 63 | 80 | 100 | C5 | C6 | C8 | 63 | 80 | 100 | 30 | 40 | 50 |
| Prezzi Extra € Extra Price € | optional | std | optional | std | optional | | std | optional | | optional | optional | optional | optional | optional | optional | optional | on request | on request | std | std | optional |

Flangia Universale
Universal Flange
TIPO - TYPE 2




Prolunga - Extension
TIPO - TYPE 2



DOTAZIONE STANDARD
STANDARD EQUIPEMENT

Peso - Weight: Kg



OPZIONI - OPTIONS



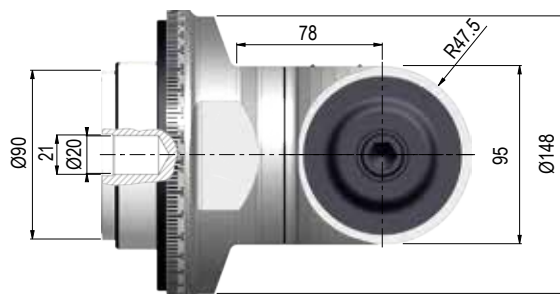
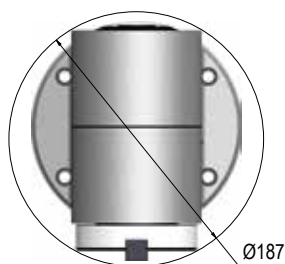
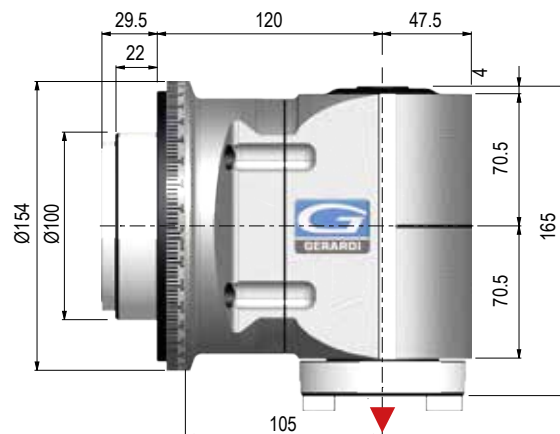
| REFR. INT INT. COOL | USCITA - OUTPUT | | | | DOPPIA USCITA DOUBLE OUTPUT | | PINZA COLLET | |
|------------------------|-------------------|--------------------|----------------------|------------------------------|--------------------------------|-------------------------------------|-------------------------|--------------------------------------|
| On request | ER 40 optional | HSK 40 optional | CAPTO C4 optional | ISO-CAT-BT 30 optional | Weldon Ø6/22 optional | Toolholder Ø22-27-32 optional | ER32 - ER32 optional | ER32 - Ø2 / 20 ER-40 Page 2.58 |

F90-S40

TYPE 3

CODE

9.F90.S4001



Ratio
1:1



ISO/BT40
- Kg
ISO/BT40
- Kg



Rpm
2.500



Ø20



N 3.020



M14



Nm 135



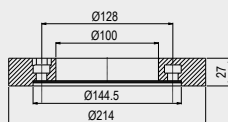
ISO40
CAT40
BT40

▼ Senso di rotazione contrario al mandrino
Direction of rotation opposite to machine spindle

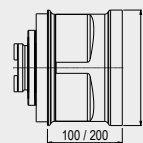
ADATTA PER LAVORAZIONI PESANTI - HIGH TORQUE FOR HEAVY DUTIES MACHINING

| Grandezza - Size | SK DIN 69871 | | CAT ANSI B5.50 | | BT MAS 403 | | HSK DIN 69893 | | | CAPTO ISO 26623 | | | KM | | | ISO DIN 2080 | |
|---------------------------------|-----------------|----------|-------------------|----------|---------------|----------|------------------|----------|----------|--------------------|----------|----------|----------|------------|------------|-----------------|----------|
| | 40 | 50 | 40 | 50 | 40 | 50 | 63 | 80 | 100 | C5 | C6 | C8 | 63 | 80 | 100 | 40 | 50 |
| Prezzi Extra € Extra Price € | std | optional | std | optional | std | optional | optional | optional | optional | optional | optional | optional | optional | on request | on request | on request | optional |

Flangia Universale
Universal Flange
TIPO - TYPE 3




Prolunga - Extension
TIPO - TYPE 3



DOTAZIONE STANDARD
STANDARD EQUIPMENT

Peso - Weight: Kg



OPZIONI - OPTIONS



REFR. INT
INT. COOL

On request



HSK 63

optional



USCITA - OUTPUT

CAPTO C5

optional



ER40

std



PINZA
COLLET
ER40
(F90-30)

optional

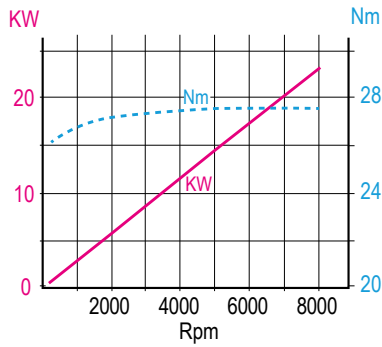


DOPPIA USCITA
DOUBLE OUTPUT
ER32 - ER32

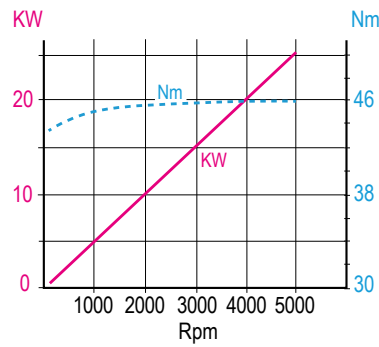
optional

GRAFICI PRESTAZIONI serie MTC MTC series GRAPHICS PERFORMANCES

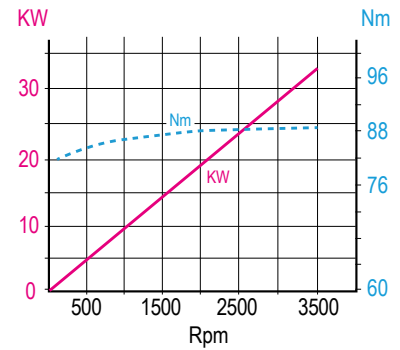
F90-16S



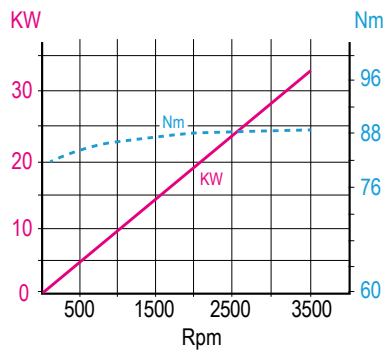
F90-16L



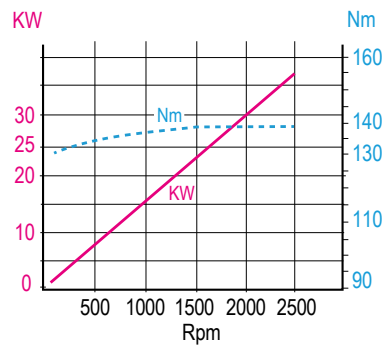
F90-20



F90-20L



F90-S40



Dai grafici raffigurati è possibile ricavare in modo approssimativo la coppia e la potenza disponibili per ogni tipo di testa in relazione al numero di giri utilizzato. Esempio: una testa F90-20 che lavora a 2500 RPM e ha a disposizione una coppia di 88Nm e una potenza di 24Kw.

The torque and power capacity of each head relative to PPM can be derived from the graphs shown. For instance: a G90-7 head rotating at 6000 RPM can transmit a torque of 88Nm and a power of 24Kw.

OPZIONE REFRIGERANTE serie MTC INTERNAL COOLANT OPTION MTC series

2



10bar



Mandrino macchina » Distributore » Utensile
Machine spindle » Rotating Distributor » Tool

Passaggio refrigerante interno all' utensile 10bar.
Dal mandrino macchina e attraverso il distributore rotante
Internal coolant 10bar through the tool from the machine spindle and through rotating distributor

ROTAZIONE A SECCO - DRY RUNNING
POSSIBILE - POSSIBLE



10bar

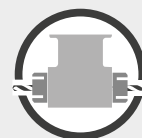


Perno » Ghiera ReCool » Utensile
Positioning Pin » ReCool Nut » Tool

Passaggio refrigerante interno l'utensile per mezzo della ghiera ReCool.
Internal coolant through the tool from the special nut ReCool

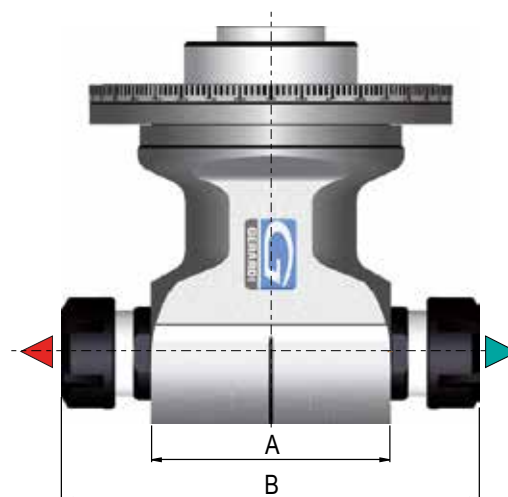
PAG. 1.51 - PAG. 1.51

OPZIONE DOPPIA USCITA serie MTC DOUBLE OUTPUT OPTION MTC series



Disponibile per i modelli - Available for following types:

| MODELLO MODEL | USCITA OUTPUT | A | B | |
|--------------------|------------------|-----|-----|--|
| F90-16S | | 90 | 157 | |
| F90-16 | ER-25 ER-25 | 98 | 170 | |
| F90-16L | | | | |
| F90-20 | ER-32 ER-32 | 118 | 193 | |
| F90-20L | | | | |
| F90-S30 F90-S40 | ER-40 ER-40 | 141 | 226 | |

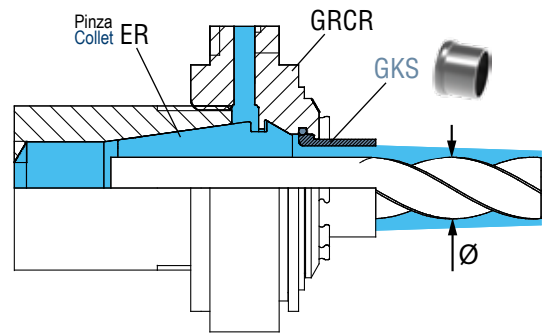
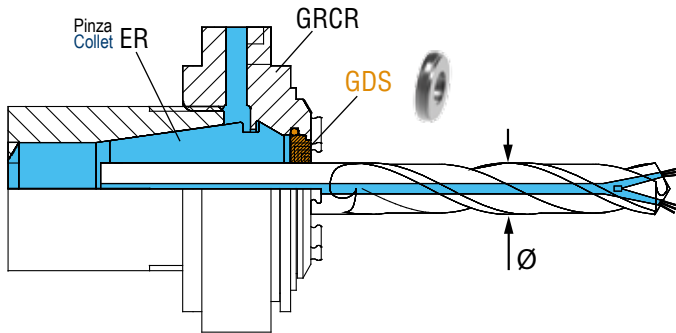


GHIERE ER ReCool

ReCool ER NUTS

Con queste ghiera speciali è possibile ottenere il passaggio refrigerante tramite utensile anche su teste che non prevedono questa opzione.

With these special nuts it is possible to get coolant through the tool even on angle heads which do not have this option.


GRCR

GDS

GKS

AX (EXTRA)

| MODELLO TESTA ANGOLARE ANGLE HEADS TYPE | Pinza Collet | Ghiera Nut | Disco di tenuta per refr.interno Sealing ring for int. coolant | Disco di tenuta per refr.esterno Sealing ring for est. coolant | Chiavi Wrenches |
|--|-----------------|---------------|---|---|--------------------|
| | | Cod. | | | |
| F90-10 / 10L FMU-10 | ER16 | GRCR16 | GDS16 | GKS16 | CH-16AX |
| | | 9.GR.CR16 | 9.GD.S16/... | 9.GK.S16/... | 9.CH.16AX |
| FL90-13 | ER20 | GRCR20 | GDS20 | GKS20 | CH-20AX |
| | | 9.GR.CR20 | 9.GD.S20/... | 9.GK.S20 | 9.CH.20AX |
| F90-16 / 16S / 16L FL90-16 / FMU-16 | ER25 | GRCR25 | GDS 25 | GKS 25 | CH-25AX |
| | | 9.GR.CR25 | 9.GD.S25/... | 9.GK.S25 | 9.CH.25AX |
| F90-20 / 20S / 20L FMU-20 | ER32 | GRCR32 | GDS32 | GKS32 | CH-32AX |
| | | 9.GR.CR32 | 9.GD.S32/... | 9.GK.S32 | 9.CH.32AX |
| F90-S40 | ER40 | GRCR40 | GDS40 | | CH-40AX |
| | | 9.GR.CR40 | 9.GD.S40/... | | 9.CH.40AX |

INDICARE SEMPRE IN FASE D'ORDINE Ø UTENSILE - IN CASE OF ORDER SPECIFY THE Ø TOOL

- ER: Pinza ER / ER Collet
- GRCR: Ghiera / Nut
- GDS: Disco di tenuta / Sealing ring
- GKS: Disco di tenuta / Sealing ring

Dotazione Standard Standard Equipment



- 1 - Ghiera con anello esterno
Clamping nut with outer ring.
- 2 - Tubo refrigerante con protezione Ø6mm, 400mm
Coolant pipe with protector Ø6mm, 400mm
- 3 - Raccordi dritti da 1/8" - Fitting 1/8" straight
- 4 - Raccordi a 90° da 1/8" - Fitting 1/8" 90° elbow



| Tipo di ghiera Nut type | ≤3000 Rpm | ≤6000 Rpm | ≤9000 Rpm |
|----------------------------|--------------|--------------|--------------|
| GRCR/ER 16 | 5 bar | 7,5 bar | 10 bar |
| GRCR/ER 20 | 5 bar | 7,5 bar | 10 bar |
| GRCR/ER 25 | 5 bar | 7,5 bar | 10 bar |
| GRCR/ER 32 | 5 bar | 10 bar | 15 bar |
| GRCR/ER 40 | 5 bar | 10 bar | - |

Il tubo e gli accessori in dotazione sono progettati e testati per la pressione massima del refrigerante di 58 bar / 840 PSI. Maggiore pressione del refrigerante su richiesta.

The supplied hose and fittings are designed and tested for maximum coolant pressure of 58 bar / 840 PSI. Higher coolant pressure on request.

Esempio di ordine Ghiera:GRCR16 (Cod. 9.GR.CR16) - Disco tenuta: GDS16-Ø10 (Cod. 9.GD.S16/10)
Example of order Nut: GRCR16 (Cod. 9.GR.CR16) - Sealing ring: GDS16-Ø10 (Cod. 9.GD.S16/10)

PINZE - COLLETS

6023E - 600E - 601E



| MODELLO TESTA ANGOLARE ANGLE HEAD TYPE | TIPO PINZA COLLET TYPE | Ø | Cod. | | Ø Intermedi - Intermediate | |
|--|---------------------------|---------------|----------------|--|---|--|
| FS90-3 FS90-3L | 6023E | 1,0 | 9.60.23E00/... | | 1,1 - 1,2 - 1,3 - 1,4 | |
| | | 1,5 - 2 - 2,5 | | | 1,6 - 1,7 - 1,8 - 1,9 - 2,1 - 2,2 - 2,3 - 2,4 | |
| | | 3,0 | | | 2,6 - 2,7 - 2,8 - 2,9 | |
| FS90-4 FS90-4L | 600E | 1,0 | 9.60.0E000/... | | 1,1 - 1,2 - 1,3 - 1,4 | |
| | | 1,5 - 2 - 2,5 | | | 1,6 - 1,7 - 1,8 - 1,9 - 2,1 - 2,2 - 2,3 - 2,4 | |
| | | 3,0 - 4,0 | | | 2,6 - 2,7 - 2,8 - 2,9 | |
| FS90-6 | 601E | 1,0 - 6,0 | 9.60.1E000/... | | | |

Esempio di ordinazione - Example to order: 600E - Ø2,3 = 9.60.0E000 / 2,3

ER-DIN 6499

Foratura-fresatura / drilling-milling



Maschiatura / tapping



| MODELLO TESTA ANGOLARE ANGLE HEAD TYPE | TIPO PINZA COLLET TYPE | Ø | Cod. | | PINZE ET1 (compensate) COLLET ET1 (compensation) | Cod. | |
|---|---------------------------|---------|----------------|--|---|------------|--|
| FL90-7 (LIGHT) FS90-6L F90-7 F90-7L | ER11 | Ø1 / 7 | 9.ER.11000/... | | - | - | |
| F90-7 10BAR F90-7L 10BAR | ER11 WP | Ø3 / 7 | 9.ER.11WP0/... | | - | - | |
| FL90-10 (LIGHT) F90-10 F90-10L FMU-10 | ER16 | Ø1 / 10 | 9.ER.16000/... | | ET 1-16 (M2 - M8) | 9.ET.16000 | |
| FR90-10 70BAR F90-10 10BAR | ER16 WP | Ø3 / 10 | 9.ER.16WP0/... | | - | - | |
| FL90-13 (LIGHT) | ER20 | Ø1/13 | 9.ER.20000/ | | - | - | |
| F90-16S F90-16 F90-16L FMU-16 | ER25 | Ø1 / 16 | 9.ER.25000/... | | ET 1-25 (M2 - M12) | 9.ET.25000 | |
| FR90-16 70BAR F90-16S 10BAR F90-16 10BAR F90-16L 10BAR | ER25 WP | Ø3 / 16 | 9.ER.25WP0/... | | - | - | |
| F90-20 FMU-20 | ER32 | Ø2 / 20 | 9.ER.32000/... | | ET 1-32 (M3,5 - M16) | 9.ET.32000 | |
| FR90-20 70BAR F90-20 10BAR | ER32 WP | Ø3 / 20 | 9.ER.32WP0/... | | - | - | |
| F90-S40 | ER40 | Ø3 / 30 | 9.ER.40000/... | | | | |
| F90-S40B | ER40 | Ø3 / 30 | 9.ER.40WP0/... | | | | |

Esempio di ordinazione - Example to order: ER25 - Ø10= 9.ER.25000/10

WP= Resistente all'acqua - Waterproof

GHIERE - NUTS ES - STD

| MODELLO TESTA ANGOLARE ANGLE HEAD TYPE | TIPO GHIERA NUT TYPE | Cod. | |
|--|-------------------------|------|--|
| FS90-3 FS90-3L | - | - | |
| FS90-4 FS90-4L | - | - | |
| FS90-6 | - | - | |



| MODELLO TESTA ANGOLARE ANGLE HEAD TYPE | TIPO GHIERA NUT TYPE | Cod. | |
|---|-------------------------|--------------|--|
| FL90-7 (LIGHT) FS90-6L F90-7 F90-7L F90-7 10BAR F90-7L 10BAR | ER11 ES * | 9.ER.110ES | |
| F90-10 F90-10L F90-10 10BAR | ER16 ES * | 9.ER.160ES/E | |
| FL90-13 (LIGHT) | ER20ES * | 9.ER.200ES | |
| FMU-10 | ER25 Mini | 9.ER.2500M | |
| FR90-10 70BAR | ER16 ES * | 9.ER.160ES | |
| F90-16S F90-16S 10BAR | ER25 STD | 9.ER.25STD | |
| FL90-16 (LIGHT) F90-16 F90-16L F90-16 10BAR | ER25 ES * | 9.ER.250ES | |
| FMU-16 | ER25 Mini | 9.ER.2500M | |
| FR90-16 70BAR | ER25 ES * | 9.ER.250ES | |
| F90-20 F90-20 10BAR | ER32 STD | 9.ER.32STD | |
| FMU-20 | ER32 STD | 9.ER.32STD | |
| FR90-20 70BAR | ER32 ES * | 9.ER.320ES | |
| F90-S40 F90-S40B | ER40 STD | 9.ER.40STD | |

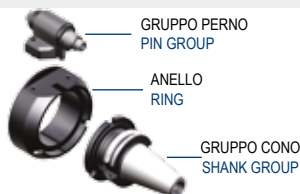
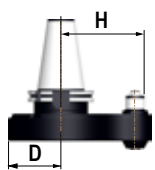
CHIAVI - WRENCHES ES - STD

| CHIAVI WRENCHES | Cod. | |
|--------------------|------------|--|
| CH-5,5 | 9.CH.55000 | |
| CH-7 | 9.CH.70000 | |
| CH-9 | 9.CH.90000 | |



| CHIAVI WRENCHES | Cod. | |
|--------------------|------------|--|
| CH-13 ES | 9.CH.130ES | |
| CH-22 ES | 9.CH.220ES | |
| CH-19 ES | 9.CH.190ES | |
| CH-30 ES | 9.CH.300ES | |
| CH-36 ES | 9.CH.360ES | |
| CH-22 ES | 9.CH.220ES | |
| CH-19 ES | 9.CH.190ES | |
| CH-19 ES | 9.CH.190ES | |
| CH-27 ES | 9.CH.270ES | |
| CH-32 ES | 9.CH.320ES | |
| CH-25 STD | 9.CH.25STD | |
| CH-27 ES | 9.CH.270ES | |
| CH-38 ES | 9.CH.380ES | |
| CH-25 Mini | 9.CH.2500M | |
| CH-27 ES | 9.CH.270ES | |
| CH-27 ES | 9.CH.270ES | |
| CH-36 ES | 9.CH.360ES | |
| CH-47 ES | 9.CH.470ES | |
| CH-32 STD | 9.CH.32STD | |
| CH-40 ES | 9.CH.400ES | |
| CH-32 STD | 9.CH.32STD | |
| CH-32 ES | 9.CH.320ES | |
| CH-47 ES | 9.CH.470ES | |
| CH-52 ES | 9.CH.052ES | |
| CH-40 STD | 9.CH.40STD | |

GRUPPO ANTIROTANTE ANTI-ROTATION GROUP



TIPO - TYPE 1-2 TIPO - TYPE 3










TESTA ANGOLARE ANGLE HEADS

GRUPPI ANTIROTANTE ANTI-ROTATION GROUP

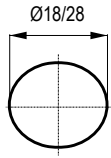
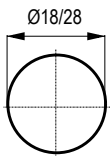
GRUPPO CONO SHANK GROUP

ANELLO RING

| MODELLO MODEL | TIPO TYPE | Cod. | | Cod. | | MODELLO MODEL | Cod. | D | A | | |
|---|--------------------|----------------|--|---------------|--|---|--------------|---|-------------|--|-------------------------------|
| FL90-07 FL90-13 FL90-16 FS90-3-3L FS90-4-4L FS90-6-6L F90-7-7L F90-10-10L F90-16S F90-20S* F90-07-07L 10BAR F90-10-10L* 10BAR F90-16S 10BAR FMU-10-16 FR90-10 70BAR FR90-10* | 1 (Ø102) | 9.GA1.SK3065 | | 9.SK30.1ATC | | SK DIN 69871  CAT ANSI B5.50  BT  HSK DIN 69893  CAPTO ISO 26623  KM  ISO DIN 2080  | 9.GA1.SK4065 | | 9.SK40.1ATC | | 9.FL1.ATC00 Ø102 41,75 |
| | | 9.GA1.SK5080 | | 9.SK50.1ATC | | | | | | | |
| | | 9.GA1.CT4065 | | 9.CT40.1ATC | | | | | | | |
| | | 9.GA1.CT5080 | | 9.CT50.1ATC | | | | | | | |
| | | 9.GA1.BT4065 | | 9.BT40.1ATC | | | | | | | |
| | | 9.GA1.BT5080 | | 9.BT50.1ATC | | | | | | | |
| | | 9.GA1.HSK6365 | | 9.HSK63.1ATC | | | | | | | |
| | | 9.GA1.HSK8080 | | 9.HSK80.1ATC | | | | | | | |
| | | 9.GA1.HSK10080 | | 9.HSK100.1ATC | | | | | | | |
| | | 9.GA1.C56500 | | 9.C5.1ATC | | | | | | | |
| | | 9.GA1.C68000 | | 9.C6.1ATC | | | | | | | |
| | | 9.GA1.C88000 | | 9.C8.1ATC | | | | | | | |
| | | 9.GA1.KM6365 | | 9.KM63.1ATC | | | | | | | |
| | | 9.GA1.KM8080 | | 9.KM80.1ATC | | | | | | | |
| | | 9.GA1.KM10080 | | 9.KM100.1ATC | | | | | | | |
| 9.GA1.20804065 | | 9.208040.1ATC | | | | | | | | | |
| 9.GA1.20805080 | | 9.208050.1ATC | | | | | | | | | |
| F90-16-16L F90-20 F90-S30* F90-16-20 10BAR FR90-16-20 70BAR FR90-16*-20* | 2 (Ø128) | 9.GA2.SK5080 | | 9.SK50.2ATC | | FLANGIA INTEGRALE INTEGRAL FLANGE | 9.GA2.CT5080 | | 9.CT50.2ATC | | 9.FL2.ATC00 Ø128 56,75 |
| | | 9.GA2.BT5080 | | 9.BT50.2ATC | | | | | | | |
| | | 9.GA2.HSK8080 | | 9.HSK80.2ATC | | | | | | | |
| | | 9.GA2.HSK10080 | | 9.HSK100.2ATC | | | | | | | |
| | | 9.GA2.C68000 | | 9.C6.2ATC | | | | | | | |
| | | 9.GA2.C88000 | | 9.C8.2ATC | | | | | | | |
| | | 9.GA2.KM8080 | | 9.KM80.2ATC | | | | | | | |
| | | 9.GA2.KM10080 | | 9.KM100.2ATC | | | | | | | |
| | | 9.GA2.20805080 | | 9.208050.2ATC | | | | | | | |
| | | 9.GA3.SK50110 | | 9.SK50.3ATC | | | | | | | |
| 9.GA3.CT50110 | | 9.CT50.3ATC | | | | | | | | | |
| 9.GA3.BT50110 | | 9.BT50.3ATC | | | | | | | | | |
| 9.GA3.HSK80110 | | 9.HSK80.3ATC | | | | | | | | | |
| 9.GA3.HSK100110 | | 9.HSK100.3ATC | | | | | | | | | |
| 9.GA3.C6110 | | 9.C6.3ATC | | | | | | | | | |
| 9.GA3.C8110 | | 9.C8.3ATC | | | | | | | | | |
| 9.GA3.KM80110 | | 9.KM80.3ATC | | | | | | | | | |
| 9.GA3.KM100110 | | 9.KM100.3ATC | | | | | | | | | |
| 9.GA3.208050110 | | 9.208050.3ATC | | | | | | | | | |
| F90-S40 F90-S40 70BAR F90-30 (ER40)* FMU-20 | 3 (Ø157) | | | | | 9.FL3.ATC00 Ø157 - | | | | | |

A Richiesta - On Request Specificare per gruppi antirotante a 70 BAR - Specify for 70 BAR antirotation group Es: (9.GA1.SK40 49/70) (Chip Balluff on HSK shanks)

GRUPPO PERNO PIN GROUP



STANDARD
2 AXIS

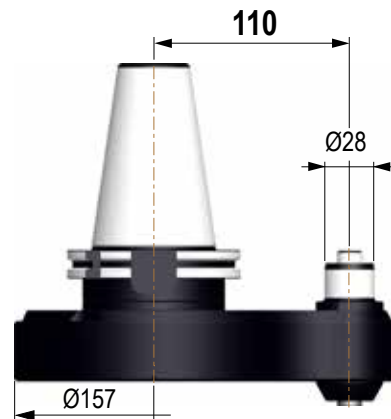
ON REQUEST
1 AXIS

GRUPPO PERNO
PIN GROUP

| PERNO CILINDRICO CYLINDRICAL PIN | PERNO ELLITTICO ELLIPTIC PIN | Ø | B | H | |
|---|---------------------------------|----|-------|-----|--|
| 9.F18.T165 | 9.F18.T165.1 637030 | 18 | 23,25 | 65 | |
| 9.F18.T180 | 9.F18.T180.1 637031 | 18 | 38,25 | 80 | |
| 9.F28.T1110 | 9.F28.T1110.1 637032 | 28 | 68,25 | 110 | |
| 9.F18.T1110 | 9.F18.T1110.1 637035 | 18 | | | |
| 9.F18.T265 | 9.F18.T265.1 637033 | 18 | 23,25 | 80 | |
| 9.F28.T2110 | 9.F28.T2110.1 637034 | 28 | 53,25 | 110 | |
| 9.F18.T2110 | 9.F18.T2110.1 637036 | 18 | | | |
| PERNO TIPO 3 PIN TYPE 3 | | | | | |
| 9.F28.T300 | 9.F28.T300.1 | 28 | - | 110 | |
| SPECIALE - SPECIAL | | | | | |
| Perno STD accorciato / Perno speciale STD Short Pin / Special Pos. Pin | | | | | |
| Gruppo antirotante speciale Special Anti-rotation group | | | | | |




Gruppo antirotante tipo 1 - 2 (Anello + Gruppo perno)
Anti-rotation group type 1-2 (Ring + Pin group)



Gruppo antirotante tipo 3 (Flangia integrale)
Anti-rotation group type 3 (Integral flange)

STOP-BLOCK Standard TYPE 1-2



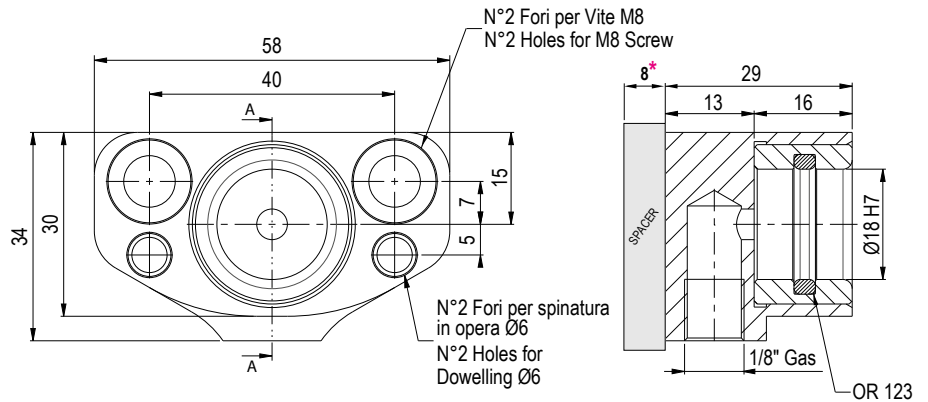
STOP BLOCK
Cod.

9.F18.INDEX

NO STOP BLOCK INCLUDED

BUSHING
Cod.

9.F18.INDEX.2



STOP-BLOCK Standard TYPE 3



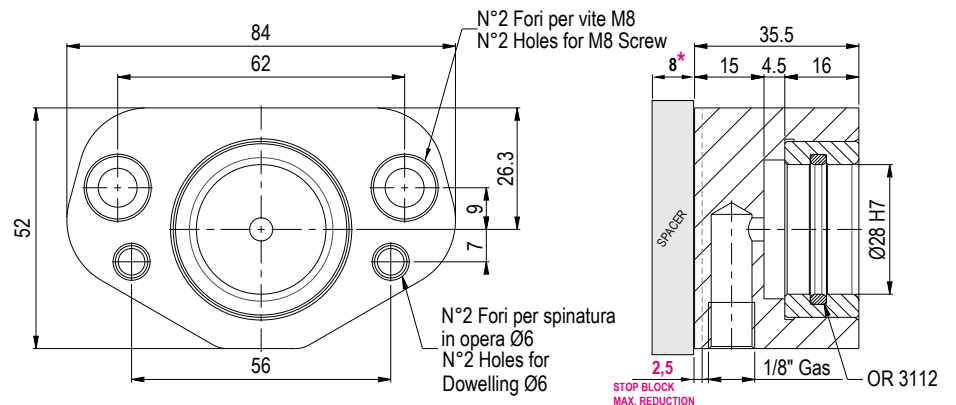
BUSHING
Cod.

9.F28.INDEX

NO STOP BLOCK INCLUDED

BUSHING
Cod.

9.F28.INDEX.2



STOP-BLOCK Conico - Conic TYPE 1-2



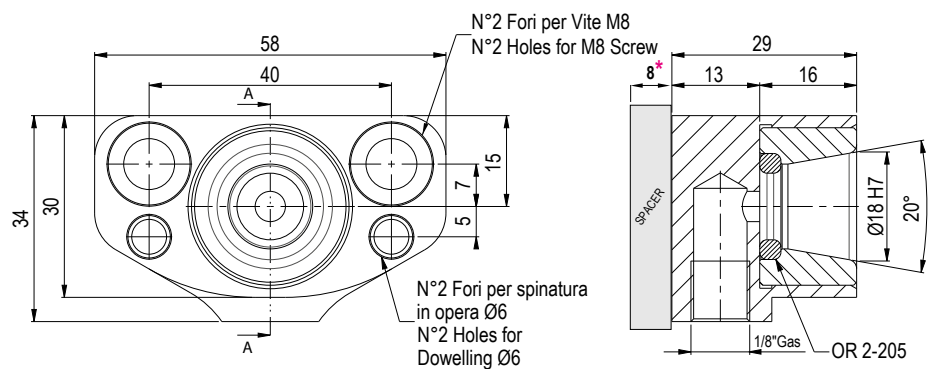
BUSHING
Cod.

9.F18.INDEXC

NO STOP BLOCK INCLUDED

BUSHING
Cod.

9.F28.INDEX.2




* Misura minima per distanziale sotto la quale è necessario utilizzare lo stop-block lavorabile.
Spacer minimum dimension under this dimension it is necessary necessary to use the machineable stop-block

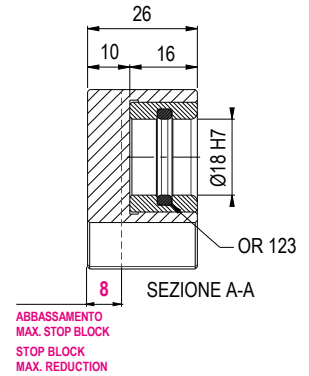
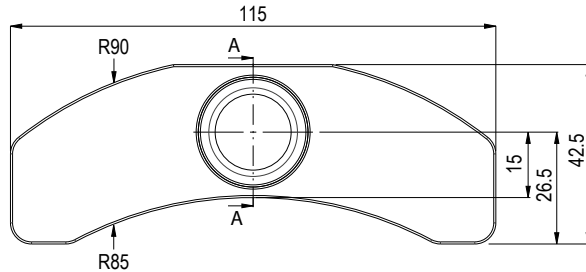
STOP-BLOCK Lavorabile - Machineable**

TYPE 1-2

A RICHIESTA - ON REQUEST




| | |
|----------------------------|--|
| STOP BLOCK Cod. | |
| 9.G18.INDEX | |
| NO STOP BLOCK INCLUDED | |
| BUSHING Cod. | |
| 9.G18.INDEX.2 | |



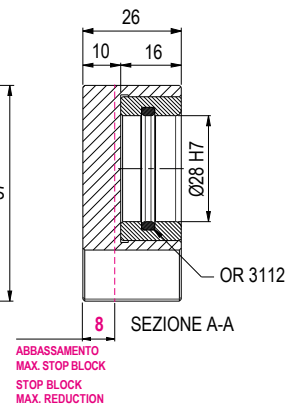
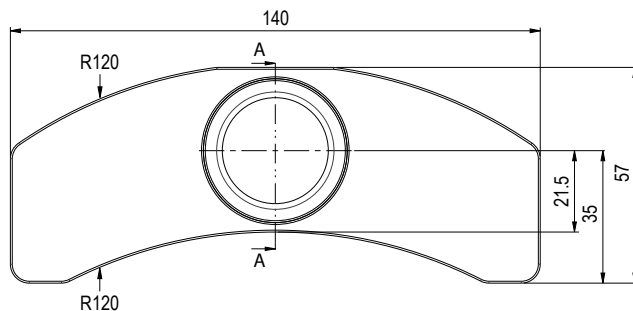
STOP-BLOCK Lavorabile - Machineable**

TYPE 3

A RICHIESTA - ON REQUEST



| | |
|-------------------------|--|
| BUSHING Cod. | |
| 9.G28.INDEX | |
| NO STOP BLOCK INCLUDED | |
| BUSHING Cod. | |
| 9.G28.INDEX.2 | |



STOP-BLOCK HAAS



| STOP BLOCK Cod. | H | CONO | Ø P | |
|--------------------|-----|------|-----|--|
| 9.INDEX.18_H46 | 65 | 40 | Ø18 | |
| 9.INDEX.18_H48 | 80 | 40 | Ø18 | |
| 9.INDEX.18_H58 | 80 | 50 | Ø18 | |
| 9.INDEX.28_H51 | 110 | 50 | Ø28 | |

| | |
|-------------------------|--|
| BUSHING Cod. | |
| 9.G18.INDEX.2 | |
| 9.G28.INDEX.2 | |

** Disponibile anche con bussola conica.
** Also available with conic bushing

ESEMPIO di MONTAGGIO serie ATC ATC series MOUNTING EXAMPLE

PER UN CORRETTO ORDINE VERIFICARE L'IDONEITÀ DEL PERNO DI POSIZIONAMENTO
FOR A RIGHT PURCHASE ORDER CHECK THE POSITIONING PIN SUITABILITY

1) STOP-BLOCK GIÀ PRESENTE SUL MANDRINO MACCHINA

- Per teste Gerardi è sufficiente indicare il tipo di testa, interasse H, diametro perno ed altezza perno
- In caso di teste NON Gerardi, inviateci il disegno dello Stop-block e del mandrino macchina per determinare il perno.
Se possibile si consiglia di smontare lo stop block presente e di utilizzare il nostro standard.

STOP-BLOCK ALREADY MOUNTED SUL MANDRINO MACCHINA

- For Gerardi items, please indicate the type of Angle Heads, the H quote, the pin diameter and height.
- For non-Gerardi items, Send Us the stop-block and the machine spindle drawings in order to design the right pin.
If possible, we suggest you to use Gerardi standard stop block, taking off the one already placed on the machine

2) NESSUNO STOP-BLOCK MONTATO SUL MANDRINO MACCHINA

Rilevare la quota X sul mandrino della macchina e mediante la seguente formula calcolare lo spessore del distanziale.
In caso di spessori inferiori a 8 mm è possibile richiedere un apposito stop-block con base lavorabile (Pag. 2.63)

NO STOP-BLOCK MOUNTED ON THE MACHINE SPINDLE

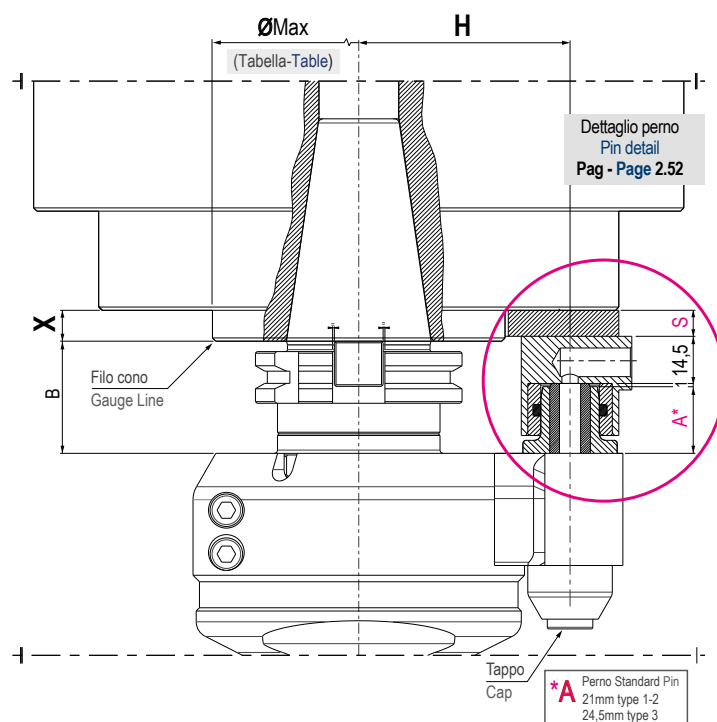
Please check the X quote on the machine spindle and calculate the width of the spacer through the following formula. In case of widths of less than 8 mm, a special stop block with machineable base can be ordered (Pag 2.63)

$$S = X + B - 35$$

Se sei in possesso di una testa angolare **Tipo 0 / Tipo 1 / Tipo 2**
If you have an Angle Head **Type 0 / Type 1 / Type 2**

$$S = X + B - 40,5$$

Se sei in possesso di una testa angolare **Tipo 3**
If you have an Angle Head **Type 3**



ESEMPIO DI CALCOLO SPESSORE DISTANZIALE EXAMPLE OF CALCULATION FOR SPACER THICKNESS

| X | B |
|---------------------------------|-------------|
| 12mm | 35mm (SK40) |
| $S = X (12) + B (35) - 35 = 12$ | |

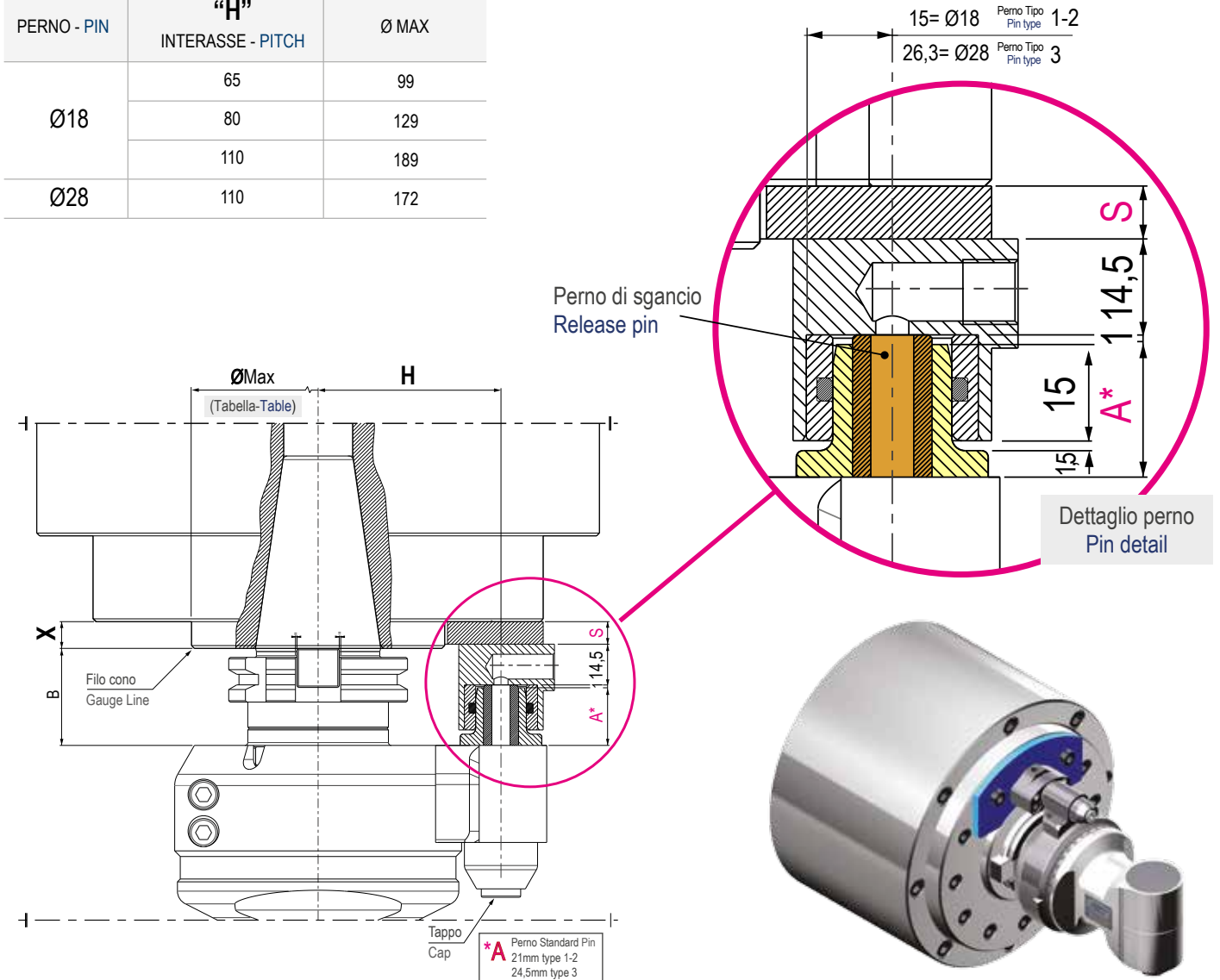
ESEMPIO di MONTAGGIO serie ATC ATC series MOUNTING EXAMPLE

PER UN CORRETTO ORDINE VERIFICARE L'IDONEITA' DELL'INTERASSE "H"
FOR A RIGHT PURCHASE ORDER CHECK PITCH "H" SUITABILITY

Verificare l'idoneità dell'interasse "H" tramite tabella - Check pitch "H" through table

TABELLA
TABLE

| PERNO - PIN | "H" INTERASSE - PITCH | Ø MAX |
|-------------|--------------------------|-------|
| Ø18 | 65 | 99 |
| | 80 | 129 |
| | 110 | 189 |
| Ø28 | 110 | 172 |



ATTENZIONE - ATTENTION

Il distanziale per il posizionamento dello stop-block, deve essere realizzato di uno spessore tale da comprimere il perno di sgancio **NON** per l'intera corsa, ma in modo da lasciare sempre 1mm di gioco. I calcoli della pagina precedente sono già fatti in tal senso.

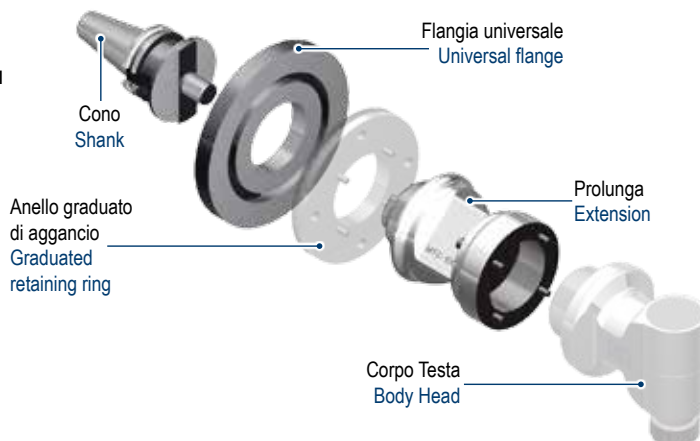
*The spacer for the stop-block must be done in order to push the release pin **NOT** for the whole stroke release, but leaving always 1mm play. Previous page calculations are already considering this issue.*

CONI / FLANGE / PROLUNGHE SHANKS / FLANGES / EXTENSIONS

2



| TESTA ANGOLARE ANGLE HEADS | | GRUPPI CONO SHANK GROUP | | | FLANGIA FLANGE | PROLUNGHE EXTENSIONS | | |
|-------------------------------|--------------|----------------------------|--|-----------------------|--|-------------------------------|----------------------|-------------|
| MODELLO MODEL | TIPO TYPE | Cod. | | DISEGNI DRAWINGS | Cod. | | H | Cod. |
| F90-16S | 1 | 9.SK30.MTC | | SK 69871 | 9.FL.F90T1 | | 100 | 9.FEX.10100 |
| | | 9.SK40.MTC | | | NO FLANGE | | 200 | 9.FEX.10200 |
| | | 9.SK50.MTC | | | ISO DIN 2080 | Ø110 Ø65 Ø185 10 | Ø98 100 / 200 | |
| | | 9.CT40.MTC | | | 9.FL.F90T2 | | 100 | 9.FEX.20100 |
| | | 9.CT50.MTC | | | NO FLANGE | | 200 | 9.FEX.20200 |
| F90-16L F90-20 | 2 | 9.BT40.MTC | | CAT ANSI B5.50 | Ø130 Ø80 Ø204 17 | Ø118 100 / 200 | | |
| | | 9.BT50.MTC | | | 9.FL.F90T3 | | 100 | 9.FEX.30100 |
| | | 9.HSK63.MTC | | | NO FLANGE | | 200 | 9.FEX.30200 |
| F90-S40 | 3 | 9.HSK80.MTC | | HSK DIN69893 | Ø128 Ø100 Ø144.5 Ø214 27 | Ø154 100 / 200 | | |
| | | 9.HSK100.MTC | | | 9.FL.F90T4 | - | 200 | 9.FEX.40300 |
| | | 9.C5.MTC | | | CAPTO ISO26623 | | | |
| | | 9.C6.MTC | | | | | | |
| F90-S50 | 4 | 9.C8.MTC | | KM | | | | |
| | | 9.KM63.MTC | | | | | | |
| | | 9.KM80.MTC | | | | | | |
| | | 9.KM100.MTC | | | | | | |
| | | 9.208040.MTC | | | | | | |
| | | 9.208050.MTC | | | | | | |



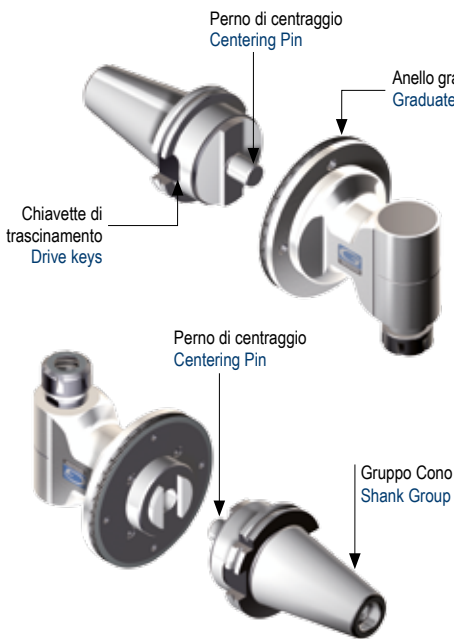
Senza Cono - No Shank

ESEMPIO di MONTAGGIO serie MTC MTC series MOUNTING EXAMPLE

DISTANZIALE REALIZZATO IN OPERA
SPACER TO BE MADE

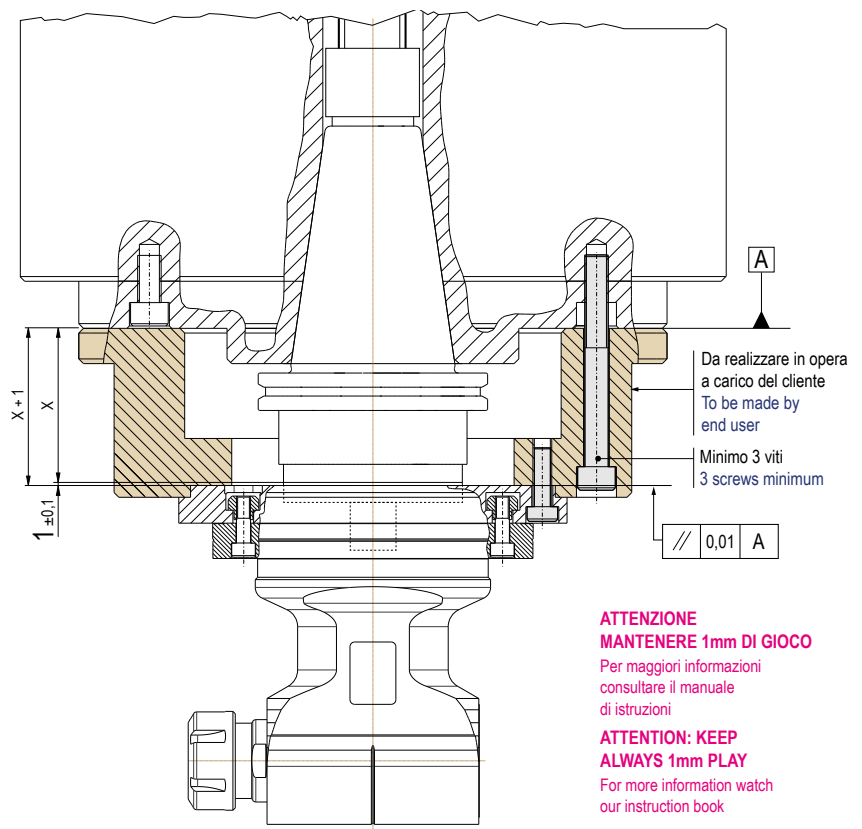
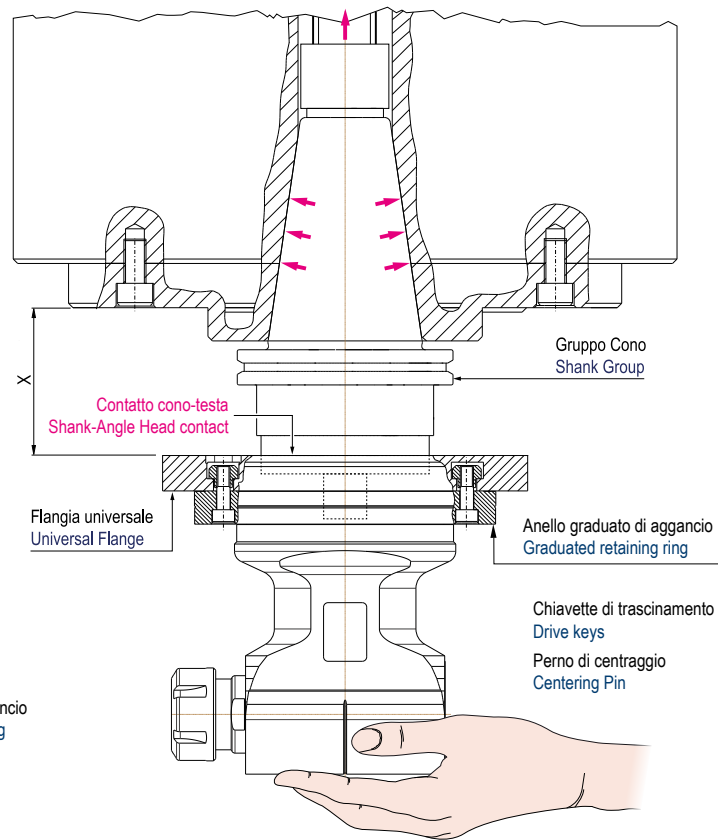
FASE 1 - STEP 1

- Montare il cono in macchina bloccandola con il mandrino
- Montare la flangia universale sulla testa
- Centrare e posizionare la testa sotto il cono avendo cura di mantenere il contatto cono-testa
- Rilevare la misura "X"
- Assemble the shank on the machine through the machine spindle
- Assemble the universal flange on the head
- Position the head ensuring the contact shank-angle head body
- Check dimension "X"



FASE 2 - STEP 2

- Realizzare un distanziale avente spessore $X + 1$ mm idoneo ad essere interposto tra flangia universale e mandrino macchina
- Utilizzare minimo 3 viti
- Make a spacer with $X + 1$ mm thickness to be mounted between universal flange and machine spindle
- Use 3 screws minimum



ATTENZIONE
MANTENERE 1mm DI GIOCO

Per maggiori informazioni consultare il manuale di istruzioni

ATTENTION: KEEP ALWAYS 1mm PLAY
For more information watch our instruction book

